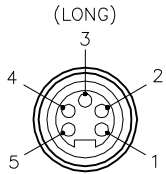
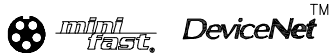


MALE END VIEW

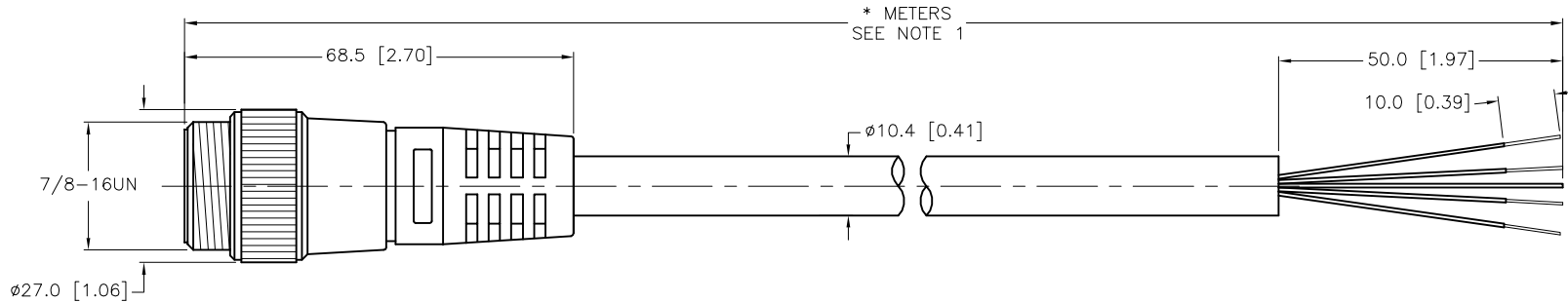


- 1 = BARE (SHIELD)
- 2 = RED (+ VOLTAGE)
- 3 = BLACK (- VOLTAGE)
- 4 = WHITE (CAN_H)
- 5 = BLUE (CAN_L)



SPECIFICATIONS

CONTACT CARRIER MATERIAL	TPU
MOLDED HEAD MATERIAL/COLOR	TPU/BLUE-GRAY
CONTACT MATERIAL/PLATING	BRASS/GOLD
COUPLING NUT MATERIAL/PLATING	BRASS/NICKEL
RATED CURRENT [A]	9.0 A
RATED VOLTAGE [V]	300 V
OUTER JACKET MATERIAL/COLOR	TPU/GRAY
CONDUCTOR INSULATION MATERIAL	FOAMED HDPE (DATA), PVC (POWER)
NUMBER OF CONDUCTORS [AWG]	2x15 AWG, 2x18 AWG, 18 AWG DRAIN
SHIELDING	FOIL (PAIRS), ALUM. FOIL (OVERALL), T-C BRAIDED
TEMPERATURE RATING	-40° to +80°C (-40° to +176°F)
PROTECTION CLASS	NEMA 1,3,4,6P,12 & IECIP67, IP68,IP69,IP69K



CABLE LENGTH	TOLERANCE *
ALL LENGTHS	+ 4% (OR 50mm) OF LENGTH - 0% (OR 0mm) OF LENGTH WHICHEVER IS GREATER
STRIP LENGTH	TOLERANCE *
0-7mm	±0.5mm
8-29mm	±1.0mm
30-49mm	±2.0mm
50-69mm	±3.0mm
70-100mm	±4.0mm
OVER 100mm	±5.0mm

*** UNLESS OTHERWISE SPECIFIED**

NOTES:

1. "*" INDICATES CABLE LENGTH IN METERS. CONTACT TURCK TO ORDER SPECIFIC LENGTHS.

SOURCE DRAWING - FOR REFERENCE ONLY

RELATED DOCUMENTS 1. 2. 3. 4.	3RD ANGLE PROJECTION 	THIS DRAWING IS CONFIDENTIAL AND THE PROPERTY OF TURCK INC. USE OF THIS DOCUMENT WITHOUT WRITTEN PERMISSION IS PROHIBITED.		3000 CAMPUS DRIVE MINNEAPOLIS, MN 55441 1-800-544-7769 (763) 553-7300 (763) 553-0708 fax www.turck.us	
		DRFT	RJP	DATE 7/25/96	DESCRIPTION RSM 575-*M
MATERIAL	ALL DIMENSIONS DISPLAYED ON THIS DRAWING ARE FOR REFERENCE ONLY	APVD	SCALE 1=1.3	IDENTIFICATION NO.	
FINISH		UNIT OF MEASUREMENT MILLIMETER [INCH]			
DO NOT SCALE THIS DRAWING		FILE: 777005274		SHEET 1 OF 1	

D	UPDATE PROTECTION CLASS	CBM	04/13/21	76628
REV	DESCRIPTION	BY	DATE	ECO NO.