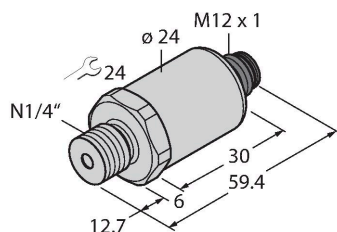


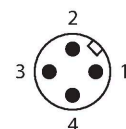
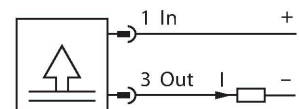
PT25R-2003-U1-H1143/X Pressure Transmitter



Features

- Fully welded metal measuring cell
- Pressure range 0...25 bar rel.
- Pressure peak orifice
- Process connection 1/4"-18 NPT male thread
- Plug-in device, M12 × 1

Wiring diagram



Functional principle

The pressure sensors in the PT...-2000 product series operate with a fully welded metal measuring cell in various pressure ranges of up to -1...1000 bar in 2-, 3- or even 4-wire technology. Depending on the sensor variant, the processed signal is available as an analog output signal (4...20 mA, 0...10 V, 0...5 V, 1...6 V, ratiometric) or as a digital IO-Link process parameter. The IO-Link sensor variants also have two independently configurable switching outputs. In addition to the standard variants, there are special sensors for uses such as ATEX areas or for oxygen applications. A wide range of process connections and electrical connections offer a high degree of flexibility in a wide range of applications.

Technical data

Type	PT25R-2003-U1-H1143/X
ID	100000238
Pressure range	
Pressure type	Relative pressure
Pressure range	0...25 bar
	0...362.59 psi
	0...2.5 MPa
Admissible overpressure	≤ 75 bar
Burst pressure	≥ 150 bar
Response time	< 2 ms, typ. 1 ms
Long-term stability	0.25 % FS, according to IEC EN 60770-1
Power supply	
Short-circuit/reverse polarity protection	yes / yes
Protection type and class	IP67 / III
Outputs	
Resolution	<± 0.1 % FS
Accuracy LHR	±0.3 % FS (typical; max. ±0.5 % FS)
Temperature behaviour	
Medium temperature	-40...+135 °C
Temperature coefficient	± 0.2 % of full scale/10 K
Environmental conditions	
Ambient temperature	-30...+85 °C
Storage temperature	-50...+100 °C
Vibration resistance	20 g, 15...2000 Hz, 15...25 Hz with amplitude ± 15 mm, 1 octave/minute in all 3 directions, 50 continuous loads, acc. to IEC 68-2-6

Technical data

Shock resistance 100 g, 11 ms, half sinusoidal curve, all 6 directions, free fall from 1 m onto concrete (6x) acc. to IEC 68-2-27

Mechanical data

Housing material Stainless-steel/Plastic, 1.4404 (AISI 316L)/polyarylamide 50 % GF UL 94 V-0

Pressure connection material Stainless steel 1.4404 (AISI 316L)

Pressure transducer material Stainless steel 1.4016 (AISI 430)

Process connection 1/4" NPT-18 male thread

Wrench size pressure connection / coupling nut 24

Electrical connection Connector, M12 × 1

Max. tightening torque of housing nut 20 Nm

Reference conditions acc. to IEC 61298-1

Temperature 15...+25 °C

Atmospheric pressure 860...1060 hPa abs.

Humidity 45...75 % rel.

Auxiliary power 24 VDC

Tests/approvals

Approvals cULus

UL registration number E302799