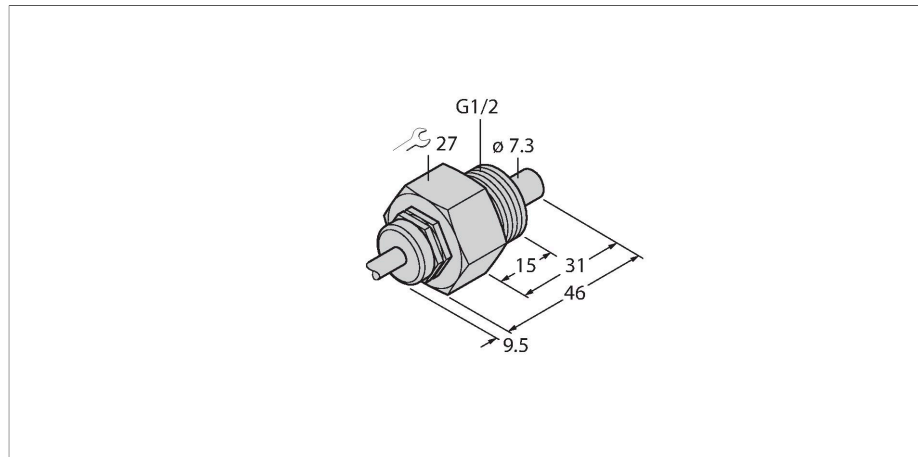


FCS-G1/2A4-NA 10M

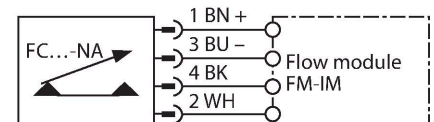
Flow Monitoring – Immersion Sensor without Integrated Processor



Features

- Sensor for liquid media
- Calorimetric functionality
- Adjustment via signal processor
- Status indicated via LED chain on signal processor
- Cable: 10 m
- Cable device
- 4-wire connection to the processor

Wiring diagram



Functional principle

Our insertion - flow sensors operate on the principle of thermodynamics. The measuring probe is heated by several °C as against the flow medium. When fluid moves along the probe, the heat generated in the probe is dissipated. The resulting temperature is measured and compared to the medium temperature. The flow status of every medium can be derived from the evaluated temperature difference. Thus TURCK's wear-free flow sensors reliably monitor the flow of gaseous and liquid media.

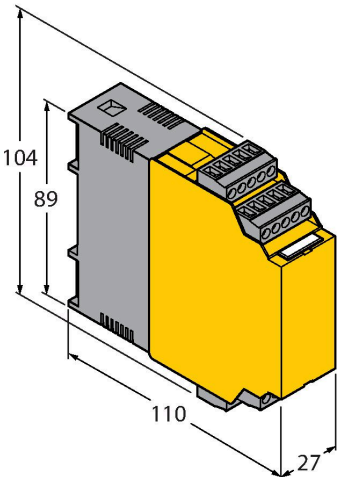
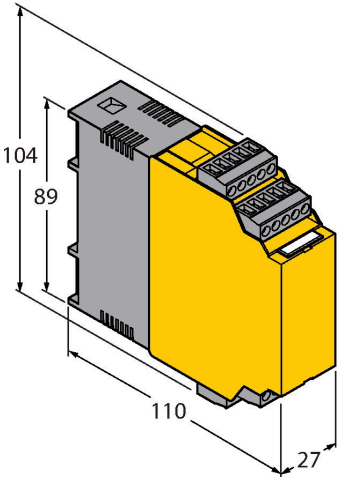
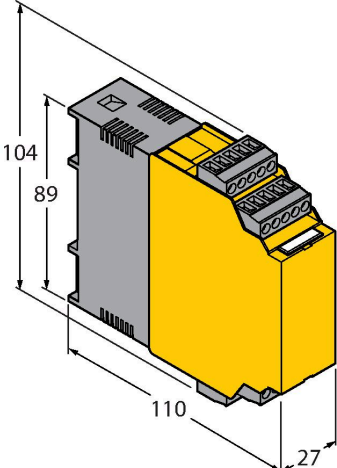
Technical data

ID	100007417
Type	FCS-G1/2A4-NA 10M
Mounting conditions	Immersion sensor
Water Operating Range	1...100 cm/s
Oil Operating Range	3...200 cm/s
Stand-by time	typ. 8 s (2...18 s)
Switch-on time	typ. 2 s (1...13 s)
Switch-off time	typ. 2 s (1...13 s)
Temperature jump, response time	max. 12 s
Temperature gradient	≤ 250 K/min
Medium temperature	-20...+85 °C
Electrical data	
Protection class	IP68
Mechanical data	
Design	Immersion
Housing material	Stainless steel, 1.4571 (AISI 316Ti)
Sensor material	Stainless steel, 1.4571 (AISI 316Ti)
Max. tightening torque of housing nut	30 Nm
Electrical connection	Cable
Cable length	10 m
Cable Jacket Material	PVC
Core cross-section	4 x 0.25 mm ²
Pressure resistance	60 bar
Process connection	G 1/2"

Technical data

Tests/approvals

Accessories

Dimension drawing	Type	ID	
 <p>Technical drawing showing the dimensions of the FM-IM-3UP63X signal processor. The drawing is a perspective view of a yellow and grey rectangular component. Dimensions are indicated with dimension lines: a total height of 104, a height to the top of the terminal block of 89, a total width of 110, and a depth of 27.</p>	FM-IM-3UP63X	7525100	Signal processor for non-Ex flow sensors from the FC....-NA... family; operating voltage 20...30 VDC; LED bar for displaying flow speed and medium temperature; IO-Link device with transistor outputs for flow, temperature and errors
 <p>Technical drawing showing the dimensions of the FM-IM-3UR38X signal processor. The drawing is a perspective view of a yellow and grey rectangular component. Dimensions are indicated with dimension lines: a total height of 104, a height to the top of the terminal block of 89, a total width of 110, and a depth of 27.</p>	FM-IM-3UR38X	7525102	Signal processor for non-Ex flow sensors from the FC....-NA... family; operating voltage 20...250 VAC; LED bar for displaying flow speed and medium temperature; IO-Link device with transistor outputs for flow, temperature and errors
 <p>Technical drawing showing the dimensions of the FM-IM-2UPLI63X signal processor. The drawing is a perspective view of a yellow and grey rectangular component. Dimensions are indicated with dimension lines: a total height of 104, a height to the top of the terminal block of 89, a total width of 110, and a depth of 27.</p>	FM-IM-2UPLI63X	7525104	Signal processor for non-Ex flow sensors from the FC....-NA... family; operating voltage 20...30 VDC; LED bar for displaying flow speed and medium temperature; IO-Link device with analog output for flow and transistor outputs for temperature and errors