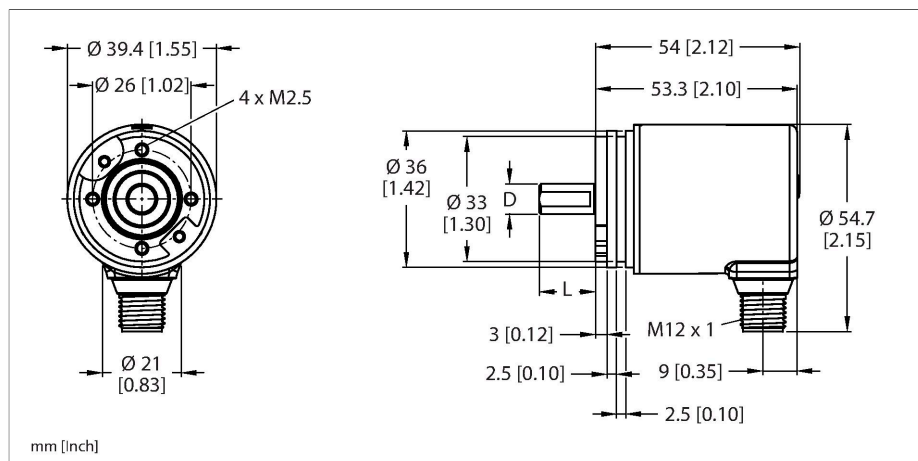


# RES-192S8S-IOL14B-H1141

## Absolute Rotary Encoder - Single-Turn – IO-Link Industrial Line



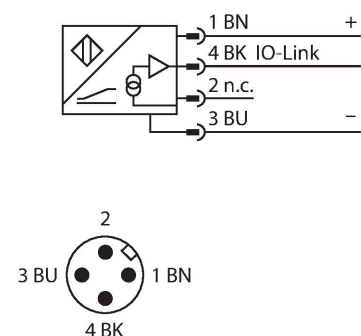
### Features

- Synchro flange, Ø 36 mm
- Solid shaft, Ø 8 mm × 15 mm
- Magnetic measuring principle
- Shaft material: stainless steel
- Protection class IP67 on housing and shaft side
- -40...+85 °C
- Max. 4000 rpm (continuous operation 2000 rpm)
- 18...30 VDC
- M12 × 1 male connector, 8-pin
- 360° resolved in 14 bit (16384 positions)

### Technical data

Type	RES-192S8S-IOL14B-H1141
ID	100020146
Measuring principle	Magnetic
<b>General data</b>	
Max. Rotational Speed	4000 rpm
Starting torque	< 0.01 Nm
Measuring range	0...360 °
Repetition accuracy	± 0.2 ° At 25 °C
Absolute accuracy	± 1 ° At 25 °C
Output type	Absolute singleturn
Resolution singleturn	14 Bit
<b>Electrical data</b>	
Operating voltage	18...30 VDC
No-load current	30 mA
Short-circuit protection	yes
Wire breakage/Reverse polarity protection	yes
Communication protocol	IO-Link
IO-Link specification	V 1.1
Programming	FDT/DTM
<b>Mechanical data</b>	
Design	Solid shaft
Flange type	Synchro flange
Flange diameter	Ø 36 mm
Shaft Type	Solid shaft
Shaft diameter D [mm]	8

### Wiring diagram



## Technical data

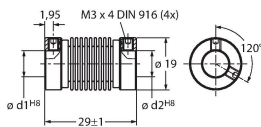
Shaft Length L [mm]	15
	Shaft with surface
Shaft material	Stainless steel
Housing material	Die-cast zinc
Electrical connection	Connector, M12 × 1
Axial shaft load	20 N
Radial shaft load	40 N
<b>Environmental conditions</b>	
Ambient temperature	-40...+85 °C
Vibration resistance (EN 60068-2-6)	300 m/s <sup>2</sup> , 10...2000 Hz
Shock resistance (EN 60068-2-27)	2500 m/s <sup>2</sup> , 6 ms
Protection class	IP67
Protection class shaft	IP67

## Accessories

RCS-19-08-08

1545359

Bellows coupling, outer diameter:  
19 mm, bore diameter: 8 mm/8 mm



RCS-19-10-08

1545357

Bellows coupling, outer diameter:  
19 mm, bore diameter: 10 mm/8 mm

