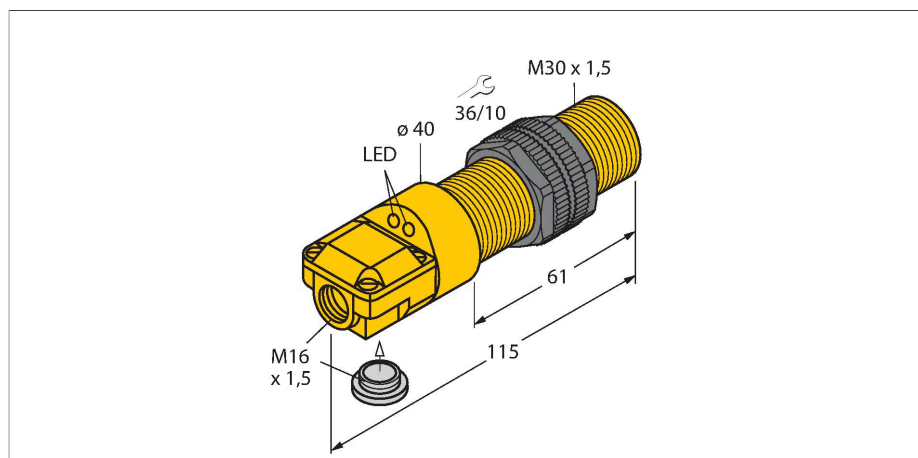


# BI10-P30SR-FZ3X2

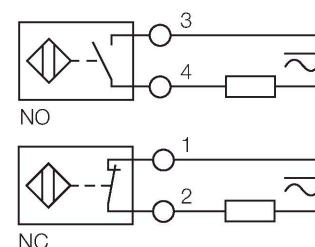
## Inductive Sensor



### Features

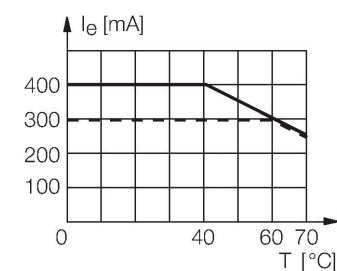
- 2 cable entries (axial, radial)
- Threaded barrel, M30 x 1.5
- Plastic, ABS
- AC 2-wire, 20...250 VAC
- DC 2-wire, 10...300 VDC
- NC/NO programmable
- Terminal chamber

### Wiring diagram



### Functional principle

Inductive sensors detect metal objects contactless and wear-free. For this, they use a high-frequency electromagnetic AC field that interacts with the target. Inductive sensors generate this field via an RLC circuit with a ferrite coil.



### Technical data

Type	BI10-P30SR-FZ3X2
ID	13420
<b>General data</b>	
Rated switching distance	10 mm
Mounting conditions	Flush
Secured operating distance	≤ (0.81 × S <sub>n</sub> ) mm
Correction factors	St37 = 1; Al = 0.3; stainless steel = 0.7; Ms = 0.4
Repeat accuracy	≤ 2 % of full scale
Temperature drift	≤ ±10 %
Hysteresis	3...15 %
<b>Electrical data</b>	
Operating voltage	20...250 VAC
Operating voltage	10...300 VDC
AC rated operational current	≤ 400 mA
DC rated operational current	≤ 300 mA
Frequency	≥ 50...≤ 60 Hz
Residual current	≤ 1.7 mA
Isolation test voltage	≤ 1.5 kV
Surge current	≤ 8 A (≤ 10 ms max. 5 Hz)
Voltage drop at I <sub>e</sub>	≤ 6 V
Output function	2-wire, Connection programmable, 2-wire
Smallest operating current	≥ 3 mA
Switching frequency	0.02 kHz
<b>Mechanical data</b>	
Design	Threaded barrel, M30 x 1.5
Dimensions	115 mm

## Technical data

Housing material	Plastic, ABS
Active area material	Plastic, ABS
Max. tightening torque of housing nut	5 Nm
Electrical connection	Terminal chamber
Clamping ability	≤ 2.5 mm <sup>2</sup>
<b>Environmental conditions</b>	
Ambient temperature	-25...+70 °C
Vibration resistance	55 Hz (1 mm)
Shock resistance	30 g (11 ms)
Protection class	IP67
MTTF	2283 years acc. to SN 29500 (Ed. 99) 40 °C
Power-on indication	LED, Green
Switching state	LED, Red
Included in delivery	cable gland, blanking plug

## Mounting instructions

### Mounting instructions/Description

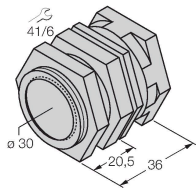


Distance D	2 x B
Distance W	3 x Sn
Distance T	3 x B
Distance S	1.5 x B
Distance G	6 x Sn
Diameter active area B	Ø 30 mm

## Accessories

QM-30

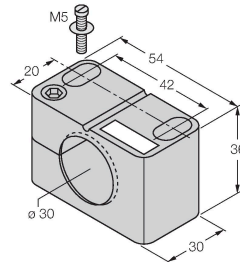
6945103



Quick-mount bracket with dead-stop; material: Chrome-plated brass. Male thread M36 × 1.5. Note: The switching distance of the proximity switches may change when using quick-mount brackets.

BST-30B

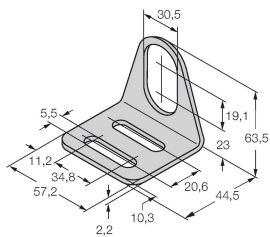
6947216



Mounting clamp for threaded barrel sensors, with dead-stop; material: PA6

MW-30

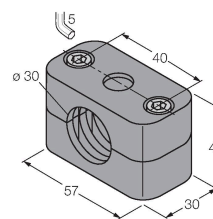
6945005



Mounting bracket for threaded barrel sensors; material: Stainless steel A2 1.4301 (AISI 304)

BSS-30

6901319



Mounting clamp for smooth and threaded barrel sensors; material: Polypropylene