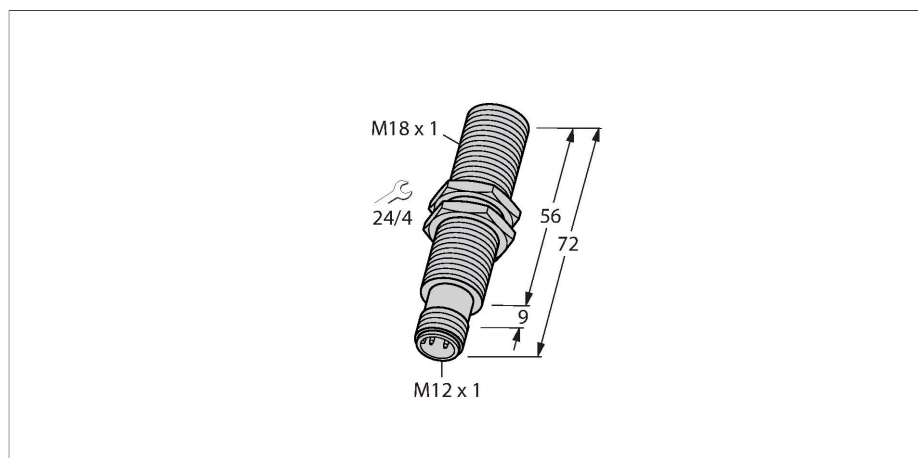


BI8-M18E-LIU-H1141

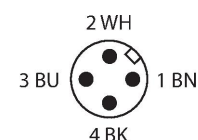
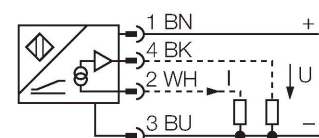
Inductive Sensor – With Analog Output



Features

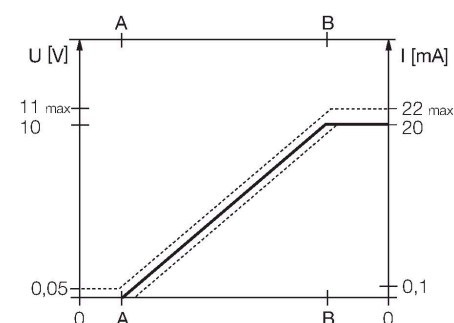
- Threaded barrel, M18 x 1
- Chrome-plated brass
- 4-wire, 15...30 VDC
- Analog output
- 0...10 V and 0...20 mA
- M12 x 1 male connector

Wiring diagram



Functional principle

Inductive TURCK sensors with analog output accomplish simple control tasks. They provide a current, voltage or frequency signal proportional to the target's distance. The output signal is linear to the distance of the target over the entire sensing range.



Technical data

Type	BI8-M18E-LIU-H1141
ID	1535561
General data	
Measuring range	1...5 mm
Mounting conditions	Flush
Secured operating distance	$\leq (0.81 \times S_n)$ mm
Correction factors	St37 = 1; Al = 0.3; stainless steel = 0.7; Ms = 0.4
Repeatability	$\leq 1\%$ of measuring range A - B
	0.5 %, after warm-up 0.5 h
Reproducibility	$\leq 40 \mu\text{m}$
	$\leq 20 \mu\text{m}$, after a warm-up time of 0.5 h
Linearity deviation	$\leq 5\%$
Temperature drift	$\leq \pm 0.06\%/\text{K}$
Electrical data	
Operating voltage U_b	15...30 VDC
Ripple U_{ss}	$\leq 10\% U_{Bmax}$
No-load current	$\leq 8 \text{ mA}$
Isolation test voltage	0.5 kV
Short-circuit protection	yes
Wire break/reverse polarity protection	no/Complete
Output function	4-wire, Analog output
Voltage output	0...10 V
Current output	0...20 mA
Load resistance voltage output	$\geq 4.7 \text{ k}\Omega$
Load resistance current output	$\leq 0.4 \text{ k}\Omega$
Measuring sequence frequency	200 Hz

Technical data

Mechanical data	
Design	Threaded barrel, M18 x 1
Dimensions	72 mm
Housing material	Metal, CuZn, Chrome-plated
Active area material	Plastic, PA12-GF30
Max. tightening torque of housing nut	25 Nm
Electrical connection	Connector, M12 x 1
Environmental conditions	
Ambient temperature	-25...+70 °C
Vibration resistance	55 Hz (1 mm)
Shock resistance	30 g (11 ms)
Protection class	IP67
MTTF	751 years acc. to SN 29500 (Ed. 99) 40 °C

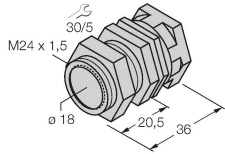
Mounting instructions

Mounting instructions/Description		
	Distance D	2 x B
	Distance W	12 mm
	Distance T	3 x B
	Distance S	1.5 x B
	Distance G	24 mm
	Diameter active area B	Ø 18 mm

Accessories

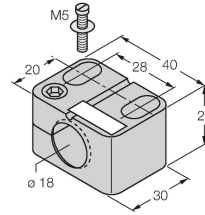
QM-18 6945102

Quick-mount bracket with dead-stop; material: Chrome-plated brass. Male thread M24 × 1.5. Note: The switching distance of the proximity switches may change when using quick-mount brackets.



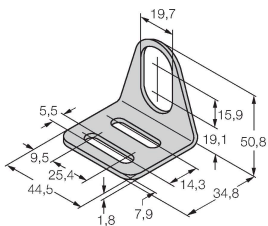
BST-18B 6947214

Mounting clamp for threaded barrel sensors, with dead-stop; material: PA6



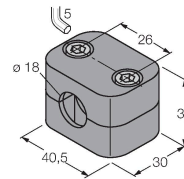
MW18 6945004

Mounting bracket for threaded barrel sensors; material: Stainless steel A2 1.4301 (AISI 304)



BSS-18 6901320

Mounting clamp for smooth and threaded barrel sensors; material: Polypropylene



Accessories

Dimension drawing	Type	ID	
-------------------	------	----	--

RKC4.4T-2/TEL

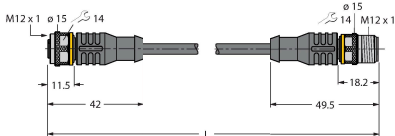
6625013

Connection cable, M12 female connector, straight, 4-pin, cable length: 2 m, jacket material: PVC, black; cULus approval



RKC4.301T-0.15-RSC4.334T/TXL 6631382

Extension cable, M12 female/male, straight, 4-pin, cable length: 0.15m, jacket material: PUR, black; cULus approval; Adapter cable for sensors with analog output on pin 2, for connection to analog inputs of fieldbus modules with 4-wire technology



Accessories

Dimension drawing	Type	ID	
	IM43-13-SR	7540041	<p>Trip amplifier; 1-channel; input 0/4... 20 mA or 0/2...10 V; supply of 2- or 3-wire transmitters/sensors; limit value adjustment via teach button; three relay outputs with one NO contact each; removable terminal blocks; 27 mm wide; universal voltage supply 20...250 VUC; further Limit value indicators are described in our "Interface Technology" catalog.</p>