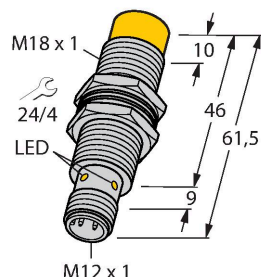


NI12U-M18M-VP4X-H1141

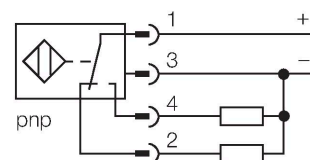
Inductive Sensor



Features

- Threaded barrel, M18 x 1
- Chrome-plated brass
- Factor 1 for all metals
- Protection class IP68
- Resistant to magnetic fields
- Extended temperature range
- High switching frequency
- DC 4-wire, 10...65 VDC
- Changeover contact, PNP output
- M12 x 1 male connector

Wiring diagram



Functional principle

Inductive sensors are designed for wear-free and contactless detection of metal objects. Approx Factor 1 sensors have significant advantages due to their patented ferrite-coreless multi-coil system. They detect all metals at the same large switching distance and are resistant to magnetic fields.

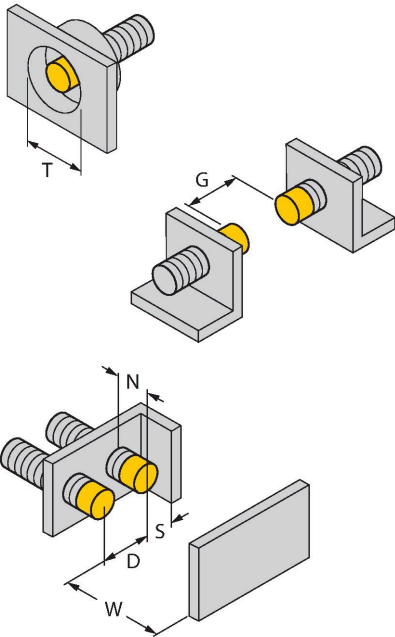
Technical data

Type	NI12U-M18M-VP4X-H1141
ID	1581458
General data	
Rated switching distance	12 mm
Mounting conditions	Non-flush
Secured operating distance	$\leq (0.81 \times S_n)$ mm
Repeat accuracy	$\leq 2 \%$ of full scale
Temperature drift	$\leq \pm 10 \%$ $\leq \pm 15 \%, \leq -25 \text{ °C} \vee \geq +70 \text{ °C}$
Hysteresis	3...15 %
Electrical data	
Operating voltage U_B	10...65 VDC
Ripple U_{ss}	$\leq 10 \%$ U_{Bmax}
DC rated operating current I_o	≤ 200 mA
No-load current	≤ 15 mA
Residual current	≤ 0.1 mA
Isolation test voltage	0.5 kV
Short-circuit protection	yes/Cyclic
Voltage drop at I_o	≤ 1.8 V
Wire break/reverse polarity protection	yes/Complete
Output function	4-wire, Complementary contact, PNP
DC field stability	300 mT
AC field stability	300 mT _{ss}
Insulation class	□
Switching frequency	1 kHz
Mechanical data	
Design	Threaded barrel, M18 x 1

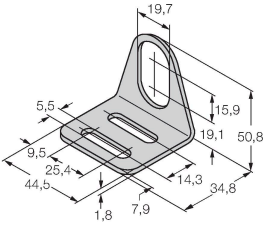
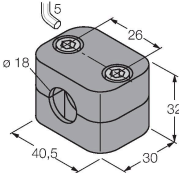
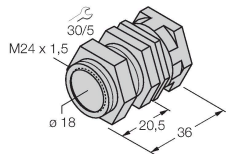
Technical data

Dimensions	61.5 mm
Housing material	Metal, CuZn, Chrome-plated
Active area material	Plastic, PBT
Max. tightening torque of housing nut	25 Nm
Electrical connection	Connector, M12 × 1
Environmental conditions	
Ambient temperature	-30...+85 °C
Vibration resistance	55 Hz (1 mm)
Shock resistance	30 g (11 ms)
Protection class	IP68
MTTF	874 years acc. to SN 29500 (Ed. 99) 40 °C
Switching state	LED, Yellow

Mounting instructions

Mounting instructions/Description		
	Distance D	3 x B
	Distance W	3 x Sn
	Distance T	65 mm
	Distance S	1.5 x B
	Distance G	6 x Sn
	Distance N	2 x Sn
	Diameter active area B	Ø 18 mm

Accessories

MW18	6945004	Mounting bracket for threaded barrel sensors; material: Stainless steel A2 1.4301 (AISI 304)	BSS-18	6901320	Mounting clamp for smooth and threaded barrel sensors; material: Polypropylene
					
					
QM-18	6945102	Quick-mount bracket with dead-stop; material: Chrome-plated brass. Male thread M24 x 1.5. Note: The switching distance of the proximity switches may change when using quick-mount brackets.			

Accessories

Dimension drawing	Type	ID	
	RKC4.4T-2/TEL	6625013	Connection cable, M12 female connector, straight, 4-pin, cable length: 2 m, jacket material: PVC, black; cULus approval