


LI100P0-Q25LM0-ESG25X3-H1181

Inductive Linear Position Sensor



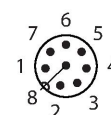
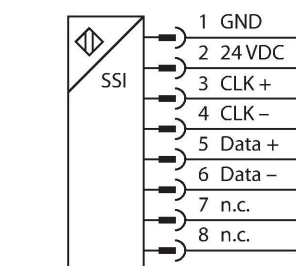
Technical data

Type	LI100P0-Q25LM0-ESG25X3-H1181
ID	1590009
Measuring principle	Inductive
General data	
Measuring range	100 mm
Resolution	0.001 mm
Nominal distance	1.5 mm
Blind zone a	29 mm
Blind zone b	29 mm
Reproducibility	≤ 18 μm
Linearity deviation	≤ 0.12 % f.s.
Temperature drift	≤ ± 0.0001 %/K
Hysteresis	not applied
Electrical data	
Operating voltage	15...30 VDC
Residual ripple	≤ 10 % U _{ss}
Isolation test voltage	≤ 0.5 kV
Short-circuit protection	yes
Wire breakage/Reverse polarity protection	yes / yes (voltage supply)
Communication protocol	SSI
Output function	8-pin, 25 Bit, Gray coded
Process data area	Bit 0 ... Bit 19
Diagnostic bits	Bit 21: Positioning element left the measuring range and is outside the detectable area. Bit 22: Positioning element is in the measuring range, lower signal quality (e.g. distance too large)

Features

- Rectangular, aluminium / plastic
- Versatile mounting possibilities
- Measuring range indicated via LED
- Immune to electromagnetic interferences.
- Extremely short blind zones
- Resolution 0,001 mm
- 15...30 VDC
- Male M12 x 1, 8-pin
- SSI output
- 25 bit, Gray-coded
- SSI clock rate: 62.5 kHz ... 1 MHz

Wiring diagram



Functional principle

The measuring principle of linear position sensors is based on RLC coupling between the positioning element and the sensor, whereby an output signal is provided proportional to the position of the positioning element. The rugged sensors are wear

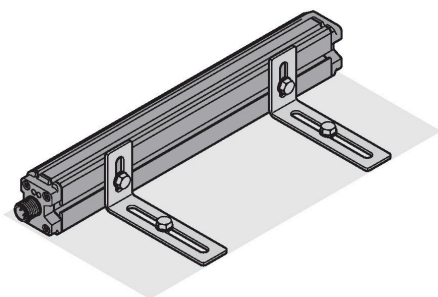
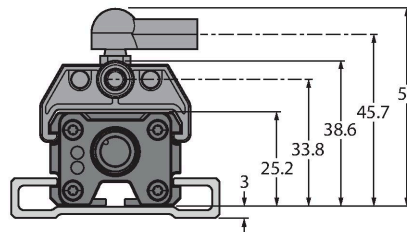
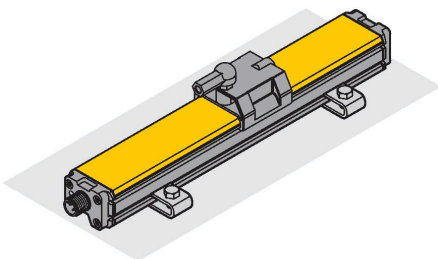
Technical data

	Bit 23: Positioning element is outside the measuring range
Sample rate	1000 Hz
Current consumption	< 50 mA
Mechanical data	
Design	Profile, Q25L
Dimensions	158 x 35 x 25 mm
Housing material	Aluminum/plastic, PA6-GF30, Anodized
Active area material	Plastic, PA6-GF30
Electrical connection	Connector, M12 × 1
Environmental conditions	
Ambient temperature	-25...+70 °C
Vibration resistance	55 Hz (1 mm)
Shock resistance	30 g (11 ms)
Protection class	IP67
MTTF	138 years acc. to SN 29500 (Ed. 99) 40 °C
Power-on indication	LED, Green
Measuring range display	multifunction LED, green, yellow, yellow flashing

and tear-free, thanks to the contactless operating principle. They convince through their excellent repeatability, resolution and linearity within a broad temperature range. The innovative technology ensures a high immunity to electromagnetic DC and AC fields.

Mounting instructions

Mounting instructions/Description



Extensive mounting accessories provide various options for installation. The measuring principle of RLC coupling makes the sensor immune to magnetized metal splinters and other interference fields.

LED indicates measuring range

Green:

Positioning element is in the measuring range

Yellow:

Positioning element is in the measuring range, signal low (e.g. distance too large), see status bit 22

Yellow flashing:

Positioning element is outside the coverage, see status bit 23

LED OFF:

Positioning element is outside the programmed range (only with teachable versions)

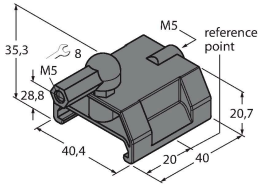
Note: Pin 8 should be kept potential-free

Accessories

P1-LI-Q25L

6901041

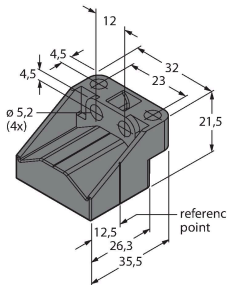
Guided positioning element for linear position sensors LI-Q25L, inserted in the groove of the sensor



P2-LI-Q25L

6901042

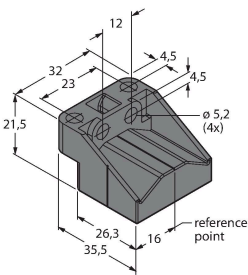
Floating positioning element for linear position sensors LI-Q25L; the nominal distance to the sensor is 1.5 mm; pairing with the linear position sensor at a distance of up to 5 mm or misalignment tolerance of up to 4 mm.



P3-LI-Q25L

6901044

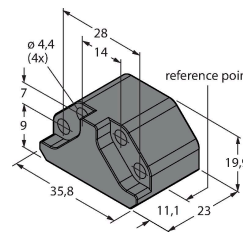
Floating positioning element for LI-Q25L linear position sensors; operational at an offset of 90°; nominal distance to sensor 1.5 mm; pairing with linear position sensor at a distance of up to 5 mm; misalignment tolerance of up to 4 mm



P6-LI-Q25L

6901069

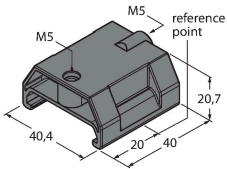
Floating positioning element for linear position sensors LI-Q25L; the nominal distance to the sensor is 1.5 mm; pairing with the linear position sensor at a distance of up to 5 mm or misalignment tolerance of up to 4 mm.



P7-LI-Q25L

6901087

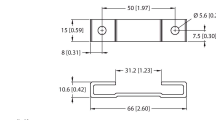
Guided positioning element for linear position sensors LI-Q25L, without ball joint



M1-Q25L (2 PCS)

6901045

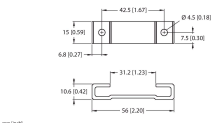
Mounting foot for linear position sensors LI-Q25L; material: aluminum; 2 pcs. per bag



M2-Q25L

6901046

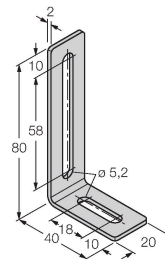
Mounting foot for linear position sensors LI-Q25L; material: aluminum; 2 pcs. per bag



M4-Q25L

6901048

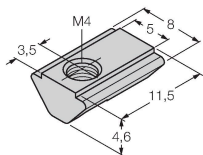
Mounting bracket and sliding block for linear position sensors LI-Q25L; material: Stainless steel; 2 pcs. per bag



MN-M4-Q25

6901025

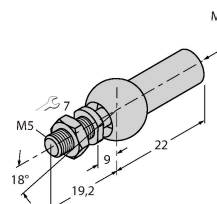
Sliding block with M4 thread for the backside profile of the LI-Q25L; material: galvanized steel; 10 pcs. per bag



AB-M5

6901057

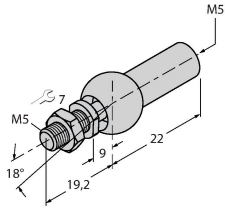
Axial Joint for Guided Positioning Elements



ABVA-M5

6901058

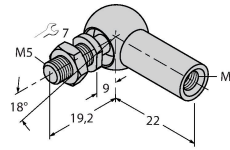
Axial joint for guided positioning element, stainless steel



RBVA-M5

6901059

Angle joint for guided positioning element, stainless steel



Accessories

Dimension drawing	Type	ID	
	E-RKC 8T-264-2	U-04781	



Connection cable, female M12, straight, 8-pin (twisted pairs), shielded, cable length: 2 m, sheath material: PVC, black; cULus approval; other cable lengths and qualities available, see www.turck.com