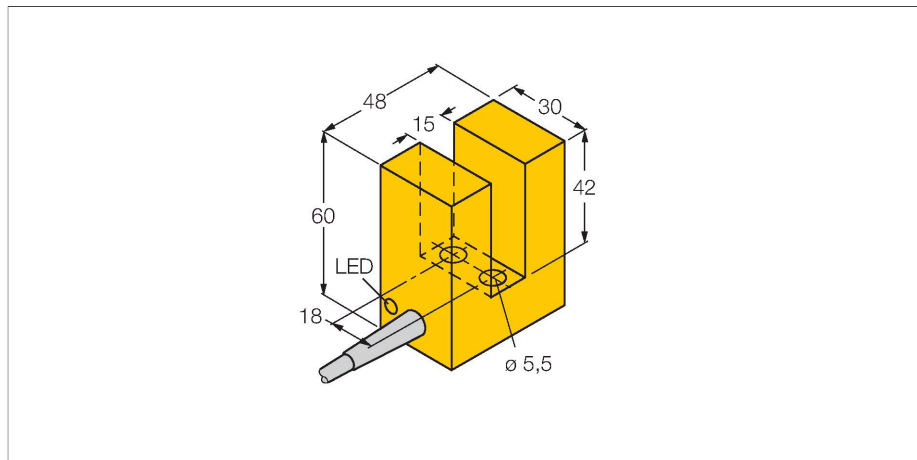


# SI15-K30-AP6X

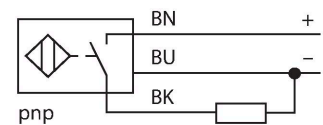
## Inductive Sensor – Slot-type



### Features

- Slot sensor, height 30 mm
- Plastic, PBT-GF30-V0
- DC 3-wire, 10...30 VDC
- NO contact, PNP output
- Cable connection

### Wiring diagram



### Technical data

Type	SI15-K30-AP6X
ID	1605001
<b>General data</b>	
Slot width	15 mm
Repeat accuracy	≤ 2 % of full scale
Temperature drift	≤ ±10 %
Hysteresis	3...15 %
<b>Electrical data</b>	
Operating voltage	10...30 VDC
Residual ripple	≤ 10 % U <sub>ss</sub>
DC rated operational current	≤ 200 mA
No-load current	15 mA
Residual current	≤ 0.1 mA
Isolation test voltage	≤ 0.5 kV
Short-circuit protection	yes / Cyclic
Voltage drop at I <sub>e</sub>	≤ 1.8 V
Wire breakage/Reverse polarity protection	yes / Complete
Output function	3-wire, NO contact, PNP
Switching frequency	0.5 kHz
<b>Mechanical data</b>	
Design	Slot sensor, K30
Dimensions	48 x 60 x 30 mm
Housing material	Plastic, PBT-GF30-V0
Active area material	Plastic, PBT-GF30-V0
Electrical connection	Cable
Cable quality	Ø 5.2 mm, LifYY, PVC, 2 m

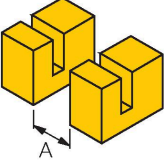
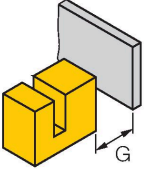
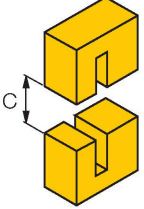
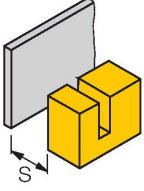
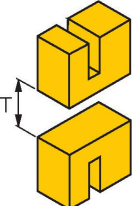
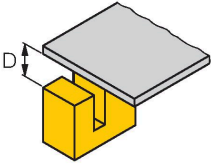
### Functional principle

Inductive sensors detect metal objects contactless and wear-free. For this purpose they use a high-frequency electromagnetic AC field that interacts with the target. The sensors hosting a ferrite core coil generate the AC field through an LC resonant circuit.

## Technical data

Core cross-section	3 x 0.34 mm <sup>2</sup>
<b>Environmental conditions</b>	
Ambient temperature	-25...+70 °C
Vibration resistance	55 Hz (1 mm)
Shock resistance	30 g (11 ms)
Protection class	IP67
MTTF	2283 years acc. to SN 29500 (Ed. 99) 40 °C
Switching state	LED, Yellow

## Mounting instructions

Mounting instructions/Description													
													
													
													
	<table border="1"> <tr> <td>Distance D</td> <td>5 mm</td> </tr> <tr> <td>Distance T</td> <td>10 mm</td> </tr> <tr> <td>Distance S</td> <td>5 mm</td> </tr> <tr> <td>Distance G</td> <td>5 mm</td> </tr> <tr> <td>Distance A</td> <td>30 mm</td> </tr> <tr> <td>Distance C</td> <td>30 mm</td> </tr> </table>	Distance D	5 mm	Distance T	10 mm	Distance S	5 mm	Distance G	5 mm	Distance A	30 mm	Distance C	30 mm
Distance D	5 mm												
Distance T	10 mm												
Distance S	5 mm												
Distance G	5 mm												
Distance A	30 mm												
Distance C	30 mm												