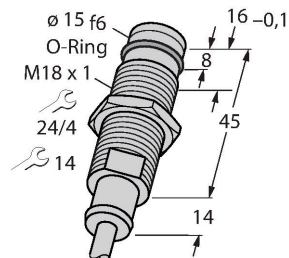


BID2-G180-AP6/S212

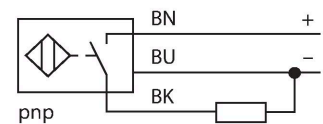
Inductive Sensor – For High Pressures



Features

- Threaded barrel, M18 x 1
- Stainless steel, 1.4305
- Admissible pressure static/dynamic 500/350 bar
- DC 3-wire, 10...30 VDC
- NO contact, PNP output
- Cable connection

Wiring diagram



Functional principle

Inductive sensors detect metal objects contactless and wear-free. For this purpose they use a high-frequency electromagnetic AC field that interacts with the target. The sensors hosting a ferrite core coil generate the AC field through an LC resonant circuit. Pressure resistant inductive sensors withstand pressures of up to 500 bar which makes them perfectly suited for position control in hydraulic cylinders.

Technical data

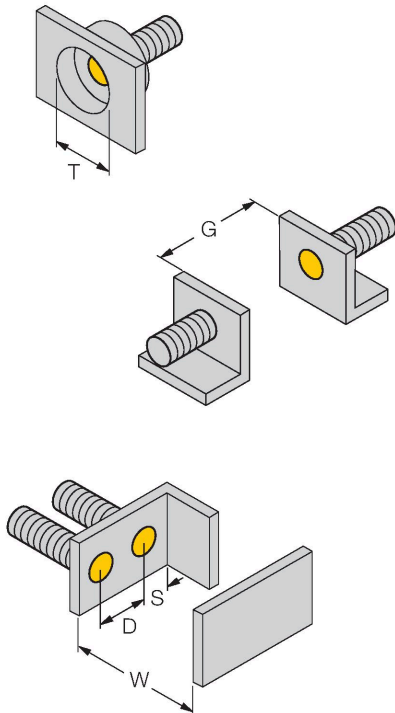
Type	BID2-G180-AP6/S212
ID	1688003
Special version	S212 corresponds to: new production technology (core and coil encapsulated)
General data	
Rated switching distance	2 mm
Mounting conditions	Flush
Secured operating distance	$\leq (0.81 \times S_n)$ mm
Correction factors	St37 = 1; Al = 0.3; stainless steel = 0.7; Ms = 0.4
Repeat accuracy	≤ 2 % of full scale
Static pressure	≤ 500 bar
Dynamic pressure	≤ 350 bar
Permissible contact medium	electrically non-conductive
Temperature drift	$\leq \pm 10$ %
Hysteresis	3...15 %
Electrical data	
Operating voltage	10...30 VDC
Residual ripple	≤ 10 % U_{ss}
DC rated operational current	≤ 200 mA
No-load current	15 mA
Residual current	≤ 0.1 mA
Isolation test voltage	≤ 0.5 kV
Short-circuit protection	yes / Cyclic
Voltage drop at I_o	≤ 1.8 V
Wire breakage/Reverse polarity protection	yes / Complete
Output function	3-wire, NO contact, PNP

Technical data

Switching frequency	2 kHz
Mechanical data	
Design	Threaded barrel, M18 x 1
Dimensions	58 mm
Housing material	Metal, 1.4305 (AISI 303)
Active area material	Plastic, PA12-GF30
Max. tightening torque of housing nut	25 Nm
Electrical connection	Cable
Cable quality	Ø 6.3 mm, LiÖlflex, Ölflex®, 2 m
Core cross-section	3 x 0.5 mm ²
Environmental conditions	
Ambient temperature	-25...+85 °C
Vibration resistance	55 Hz (1 mm)
Shock resistance	30 g (11 ms)
Protection class	IP67
MTTF	1804 years acc. to SN 29500 (Ed. 99) 40 °C

Mounting instructions

Mounting instructions/Description

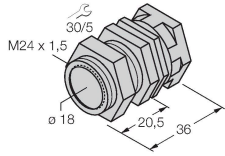


Distance D	2 x B
Distance W	3 x Sn
Distance T	3 x B
Distance S	1.5 x B
Distance G	6 x Sn
Diameter active area B	Ø 18 mm

Accessories

QM-18

6945102



Quick-mount bracket with dead-stop;
material: Chrome-plated brass. Male
thread M24 × 1.5. Note: The switching
distance of the proximity switches
may change when using quick-mount
brackets.