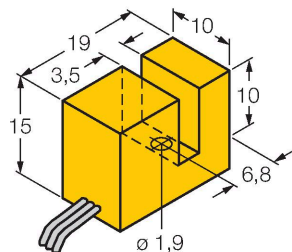


SI3.5-K10-AN7

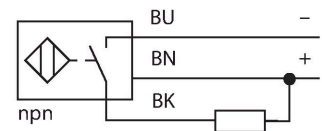
Inductive Sensor – Slot-type



Features

- Slot sensor, height 10 mm
- Plastic, PBT-GF30-V0
- DC 3-wire, 10...30 VDC
- NO contact, NPN output
- TTL compatible
- Cable connection

Wiring diagram



Functional principle

Inductive sensors detect metal objects contactless and wear-free. For this purpose they use a high-frequency electromagnetic AC field that interacts with the target. The sensors hosting a ferrite core coil generate the AC field through an LC resonant circuit.

Technical data

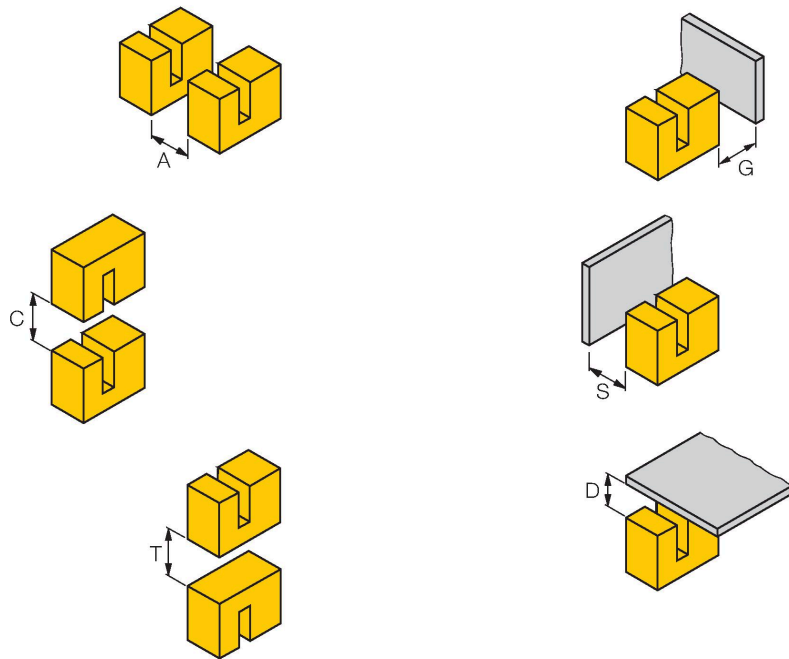
Type	SI3.5-K10-AN7
ID	1719000
General data	
Slot width	3.5 mm
Repeat accuracy	≤ 2 % of full scale
Temperature drift	≤ ±10 %
Hysteresis	3...15 %
Electrical data	
Operating voltage	10...30 VDC
Residual ripple	≤ 10 % U _{ss}
DC rated operational current	≤ 200 mA
No-load current	10 mA
Residual current	≤ 0.1 mA
Isolation test voltage	≤ 0.5 kV
Short-circuit protection	no
Voltage drop at I _e	≤ 0.7 V
Wire breakage/Reverse polarity protection	yes / yes (voltage supply)
Output function	3-wire, NO contact, NPN
Switching frequency	2 kHz
Mechanical data	
Design	Slot sensor, K10
Dimensions	19 x 15 x 10 mm
Housing material	Plastic, PBT-GF30-V0
Active area material	Plastic, PBT-GF30-V0
Electrical connection	Cable
Cable quality	Ø 1.1 mm, LiYV, PVC, 0.5 m

Technical data

Litz wire	3 x 0.14 mm
Environmental conditions	
Ambient temperature	-25...+70 °C
Vibration resistance	55 Hz (1 mm)
Shock resistance	30 g (11 ms)
Protection class	IP67
MTTF	2283 years acc. to SN 29500 (Ed. 99) 40 °C
Included in delivery	1 x M1,8 x 10 (DIN963A)

Mounting instructions

Mounting instructions/Description



Distance D	0 mm
Distance T	5 mm
Distance S	0 mm
Distance G	0 mm
Distance A	15 mm
Distance C	15 mm