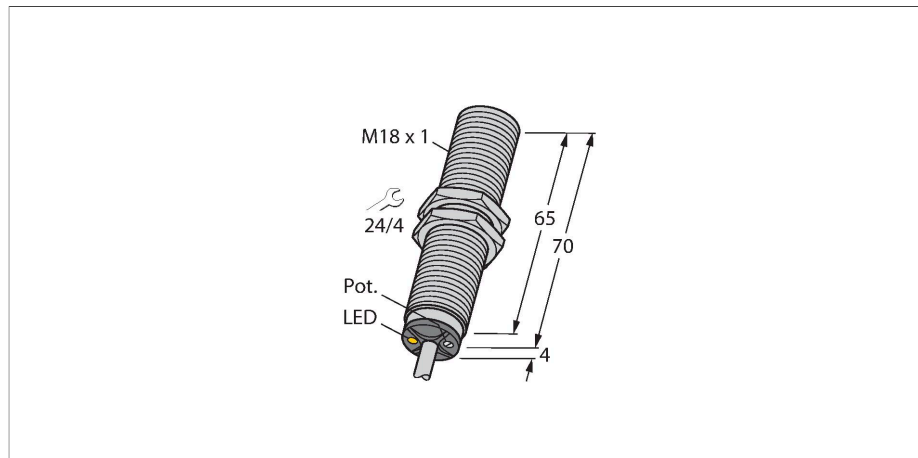


BC5-M18-AZ3X

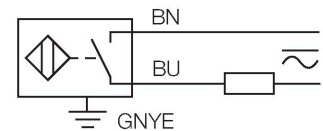
Capacitive Sensor



Features

- M18 × 1 threaded barrel
- Chrome-plated brass
- Fine adjustment via potentiometer
- AC 2-wire, 20...250 VAC
- NO contact
- Cable connection

Wiring diagram



Technical data

Type	BC5-M18-AZ3X
ID	2305000
Rated switching distance (flush)	5 mm
Rated switching distance (non-flush)	5 mm
Secured operating distance	$\leq (0.72 \times S_n)$
Hysteresis	2...20 %
Temperature drift	Typical 20 %
Repeat accuracy	≤ 2 % of full scale
Ambient temperature	-25...+70 °C
Electrical data	
Operating voltage	20...250 VAC
AC rated operational current	≤ 500 mA
Frequency	≥ 50 ... ≤ 60 Hz
Smallest operating current	≥ 5 mA
Residual current	≤ 1.7 mA
Switching frequency	0.02 kHz
Oscillation frequency	According to EN 60947-5-2, 8.2.6.2 Table 9: 0.1...2.0 MHz
Isolation test voltage	≤ 1.5 kV
Output function	2-wire, NO contact, 2-wire
Voltage drop at I_a	≤ 7 V
Tests/approvals	
Approvals	UL
UL registration number	E210608
Mechanical data	
Design	Threaded barrel, M18 x 1
Dimensions	74 mm

Functional principle

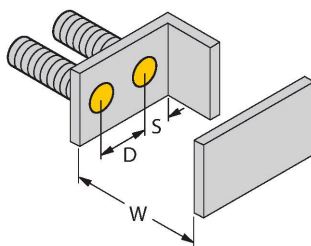
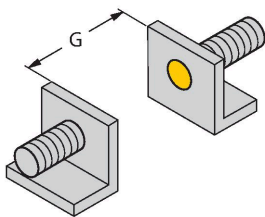
Capacitive proximity switches are designed for non-contact and wear-free detection of electrically conductive as well as non-conductive metal objects.

Technical data

Housing material	Metal, CuZn, Chrome-plated
Active area material	PBT-GF30-V0, yellow
Admissible pressure on front cap	≤ 4 bar
Max. tightening torque of housing nut	25 Nm
Electrical connection	Cable
Cable quality	Ø 5.2 mm, LifYY, PVC, 2 m
Core cross-section	3 x 0.5 mm ²
Vibration resistance	55 Hz (1 mm)
Shock resistance	30 g (11 ms)
Protection class	IP67
MTTF	1080 years acc. to SN 29500 (Ed. 99) 40 °C
Power-on indication	Green
Switching state	LED, Red

Mounting instructions

Product features



Distance D	36 mm
Distance W	15 mm
Distance S	27 mm
Distance G	30 mm
Diameter active area B	Ø 18 mm

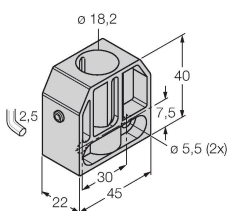
The given minimum distances have been checked against the standard switching distance. Should the sensitivity of the sensors be changed via potentiometer, the data sheet specifications no longer apply.

Accessories

BS 18

69471

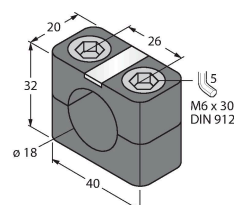
Mounting clamp for threaded barrel sensors; material: PA66-GF



BSN 18

69472

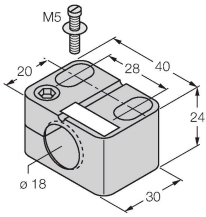
Mounting clamp for threaded barrel sensors; material: PA66-GF



BST-18B

6947214

Mounting clamp for threaded barrel sensors, with dead-stop; material: PA6



MAP-M18

6950012

Mounting adapter; material: Polypropylene; sensor replacement with filled container possible (adapter remains in container during sensor replacement)

