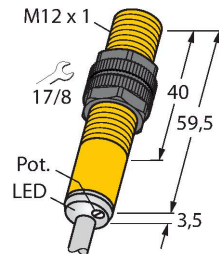


BC3-S12-AP6X

Capacitive Sensor



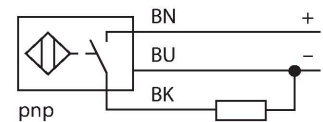
Technical data

Type	BC3-S12-AP6X
ID	2601200
Rated switching distance (flush)	3 mm
Rated switching distance (non-flush)	4.5 mm
Secured operating distance	$\leq (0.72 \times S_n)$ mm
Hysteresis	1...20 %
Temperature drift	Typical 20 %
Repeat accuracy	≤ 2 % of full scale
Ambient temperature	-25...+70 °C
Electrical data	
Operating voltage U_B	10...30 VDC
Ripple U_{ss}	≤ 10 % U_{Bmax}
DC rated operating current I_o	≤ 200 mA
No-load current	≤ 15 mA
Residual current	≤ 0.1 mA
Switching frequency	0.1 kHz
Oscillation frequency	According to EN 60947-5-2, 8.2.6.2 Table 9: 0.1...2.0 MHz
Isolation test voltage	0.5 kV
Output function	3-wire, NO contact, PNP
Short-circuit protection	yes/Cyclic
Voltage drop at I_o	≤ 1.8 V
Wire break/reverse polarity protection	yes/Complete
Tests/approvals	
Approvals	UL
UL registration number	E210608

Features

- M12 × 1 threaded barrel
- Plastic, PA12-GF30
- Fine adjustment via potentiometer
- DC 3-wire, 10...30 VDC
- NO contact, PNP output
- Cable connection

Wiring diagram



Functional principle

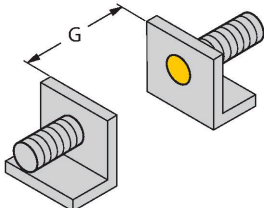
Capacitive proximity switches are designed for non-contact and wear-free detection of electrically conductive as well as non-conductive metal objects.

Technical data

Mechanical data	
Design	Threaded barrel, M12 x 1
Housing material	Plastic, PA12-GF30
Active area material	PA12-GF30
Admissible pressure on front cap	≤ 8 bar
Max. tightening torque of housing nut	1 Nm
Electrical connection	Cable
Cable quality	Ø 4 mm, LifYY, PVC, 2 m
Core cross-section	3 x 0.25 mm²
Vibration resistance	55 Hz (1 mm)
Shock resistance	30 g (11 ms)
Protection class	IP67
MTTF	1080 years acc. to SN 29500 (Ed. 99) 40 °C
Switching state	LED, Yellow

Mounting instructions

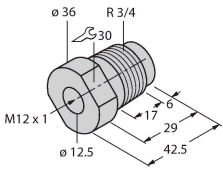
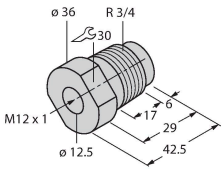
Product features



Distance D	24 mm
Distance W	9 mm
Distance S	18 mm
Distance G	18 mm
Diameter active area B	Ø 12 mm

The given minimum distances have been checked against the standard switching distance.
Should the sensitivity of the sensors be changed via potentiometer, the data sheet specifications no longer apply.

Accessories

MAP-M12-PP	6950016	MAP-M12-PVDF	6950017
			

BST-12B**6947212**

Mounting clamp for threaded barrel
sensors, with dead-stop; material:
PA6

