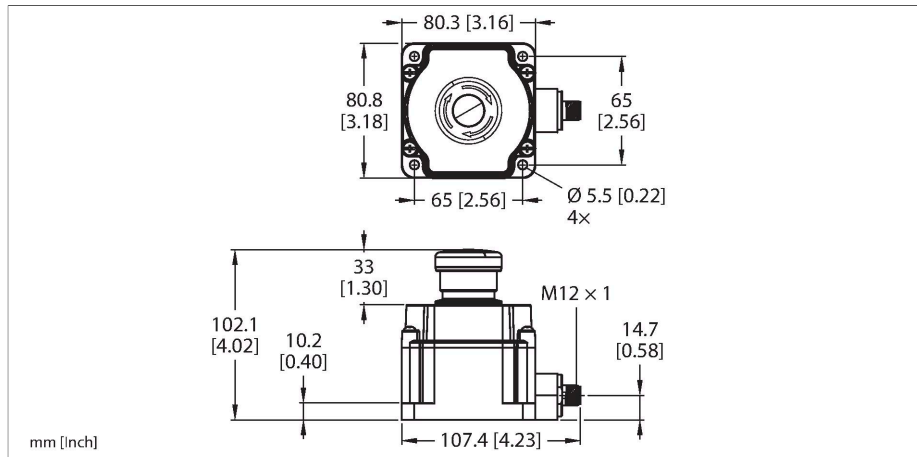


# SSA-EB1PLXR-02ED1Q5A

## Safety Technology – E-stop Button

### Illuminated



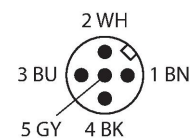
#### Technical data

Type	SSA-EB1PLXR-02ED1Q5A
ID	3030019
Function	E-stop button, lit
Light type	Red
Output function	2 x NC (normally closed), Potential-free
Design	Rectangular
Dimensions	80.3 x 80.8 mm
Housing material	Plastic, PC
Cascadable	Yes
Electrical connection	Connector, M12 x 1
Ambient temperature	-25...+55 °C
Relative humidity	45...85 %
Protection class	IP65
<b>Tests/approvals</b>	
Vibration resistance	10 to 500 Hz, 0.35 mm amplitude, 50 g acceleration
Shock resistance	15 g (11 ms)
Approvals	CE, cULus

#### Features

- LED red (flashing)
- 2 safety outputs (NC, potential-free)
- M12 x 1 male connector, 5-pin

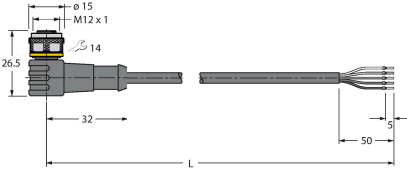
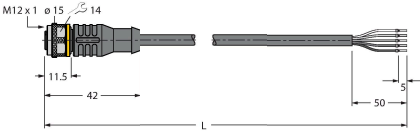
#### Wiring diagram



#### Functional principle

These electromechanical E-stop switches combine the functions of conventional switches with those of the EZ-LIGHTs. The color changes with the switching state. Local quitting of faults is possible at any time and a latch protects against unwanted quitting. The device is available as round or rectangular version. Both types are IP65 rated. Conventional types without light are also available as well as types for connection to the safety bus from Siemens or AB/ROCKWELL.

Accessories

Dimension drawing	Type	ID	
	WKC4.5T-2/TEL	6625028	Connection cable, female M12, angled, 5-pin, cable length: 2 m, sheath material: PVC, black; cULus approval; other cable lengths and qualities available, see <a href="http://www.turck.com">www.turck.com</a>
	RKC4.5T-2/TEL	6625016	Connection cable, female M12, straight, 5-pin, cable length: 2 m, sheath material: PVC, black; cULus approval; other cable lengths and qualities available, see <a href="http://www.turck.com">www.turck.com</a>