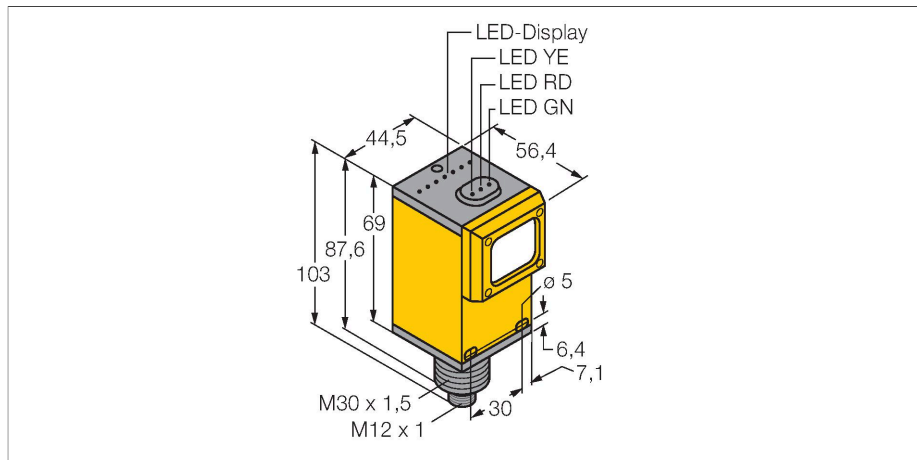


# Q456EQ5

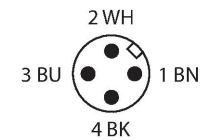
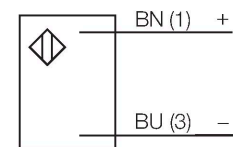
## Photoelectric Sensor – Opposed Mode Sensor (Emitter)



### Features

- Male M12 × 1
- Protection class IP67
- Male connector M12 × 1
- Operating voltage: 10...30 VDC

### Wiring diagram



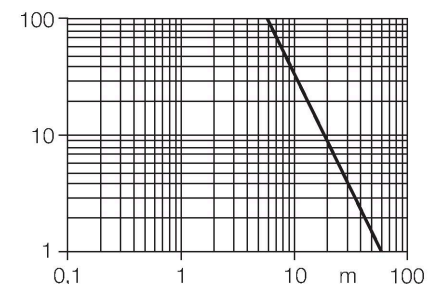
### Technical data

Type	Q456EQ5
ID	3038659
<b>Optical data</b>	
Function	Opposed mode sensor
Operating mode	Emitter
Light type	IR
Wavelength	880 nm
Range	0...60000 mm
<b>Electrical data</b>	
Operating voltage	10...30 VDC
No-load current	≤ 50 mA
Readiness delay	≤ 0 ms
<b>Mechanical data</b>	
Design	Rectangular, Q45
Dimensions	Ø 30 x 56.4 x 44.5 x 102.6 mm
Housing material	Plastic, Thermoplastic material
Lens	plastic, Acrylic
Electrical connection	Connector, M12 × 1, PVC
Number of cores	4
Ambient temperature	-40...+70 °C
Protection class	IP67
Power-on indication	LED, Green
Excess gain indication	LED
<b>Tests/approvals</b>	
MTTF	67 years acc. to SN 29500 (Ed. 99) 40 °C
Approvals	CE, cURus, CSA

### Functional principle

Opposed mode sensors consist of an emitter and receiver. They are installed opposite each other so that the light from the emitter is aimed directly at the receiver. When an object interrupts or weakens the light beam, the sensor switches. Opposed mode sensors are the most reliable photoelectric sensors for detection of opaque targets. An excellent contrast between light and dark conditions and an extremely high excess gain are typical of this sensing mode, thus allowing operation over larger distances and under difficult conditions. Excess gain curve

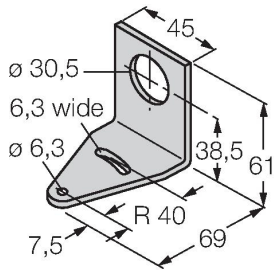
Excess gain in relation to the distance



## Accessories

SMB30A

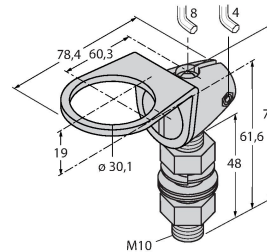
3032723



Mounting bracket, rectangular, stainless steel, for sensors with 30mm thread

SMB30FAM10

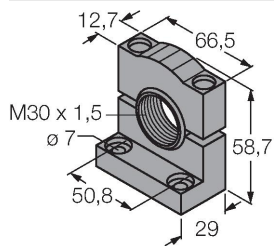
3011185



Mounting bracket, stainless steel, for M10 x 1.5 thread, thread length 30 mm

SMB30SC

3052521



Mounting bracket, PBT black, for sensors with 30 mm thread, rotatable