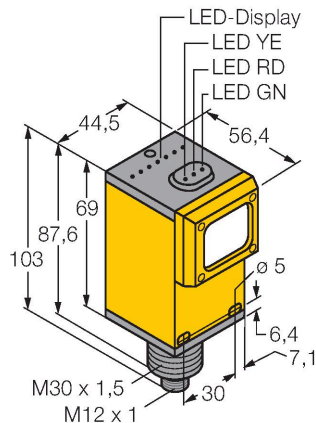


Q45BB6CV4Q5

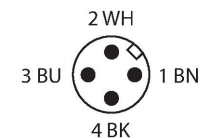
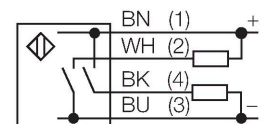
Photoelectric Sensor – Convergent Mode Sensor



Features

- Male M12 × 1
- Protection class IP67
- Sensitivity adjusted via potentiometer
- Operating voltage: 10...30 VDC
- Switching output, bipolar
- Light or dark operation, adjusted via switch

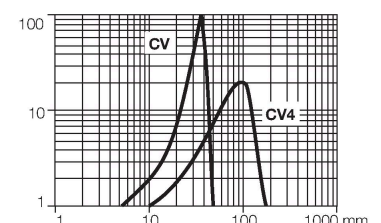
Wiring diagram



Functional principle

Convergent mode sensors are equipped with a lens in front of the emitter diode that produces a small and intense focal point at a defined distance from the sensor. Similar to diffuse mode sensors, the light reflected by the target is evaluated. Convergent mode sensors are ideal for detection of small targets or colour marks and edge guiding or positioning control of transparent materials. The targets must always be within the focal depth of the sensors. The focal depth is defined as the area in front of or behind the focal point within which the object can be detected. Based on the intense light concentration in the focal point, convergent mode sensors are capable of detecting targets with a low reflectivity.

Excess gain curve
Excess gain in relation to the distance



Technical data

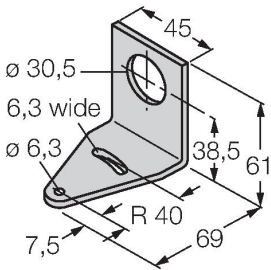
Type	Q45BB6CV4Q5
ID	3038662
Optical data	
Function	Proximity switch
Operating mode	Convergent
Light type	Red
Wavelength	680 nm
Focal distance	100 mm
Range	100 mm
Electrical data	
Operating voltage	10...30 VDC
Residual ripple	< 10 % U _{ss}
No-load current	≤ 50 mA
Short-circuit protection	yes
Reverse polarity protection	yes
Output function	NO contact, PNP/NPN
Switching frequency	≤ 250 Hz
Readiness delay	≤ 100 ms
Response time typical	< 2 ms
Overcurrent release	> 220 mA
Setting option	Potentiometer
Mechanical data	
Design	Rectangular, Q45
Dimensions	Ø 30 x 56.4 x 44.5 x 102.6 mm
Housing material	Plastic, Thermoplastic material
Lens	plastic, Acrylic
Electrical connection	Connector, M12 × 1, PVC

Technical data

Number of cores	4
Ambient temperature	-40...+70 °C
Protection class	IP67
Special features	keep/defer
Power-on indication	LED, Green
Switching state	LED, Yellow
Error indication	LED, green, Flashing
Excess gain indication	LED, red
Tests/approvals	
MTTF	67 years acc. to SN 29500 (Ed. 99) 40 °C
Approvals	CE, cURus, CSA

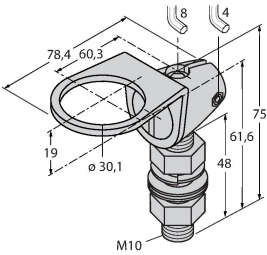
Accessories

SMB30A 3032723



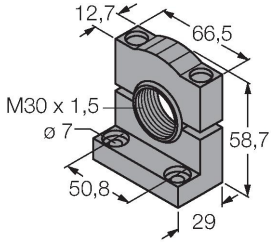
Mounting bracket, rectangular, stainless steel, for sensors with 30mm thread

SMB30FAM10 3011185



Mounting bracket, stainless steel, for M10 x 1.5 thread, thread length 30 mm

SMB30SC 3052521



Mounting bracket, PBT black, for sensors with 30 mm thread, rotatable