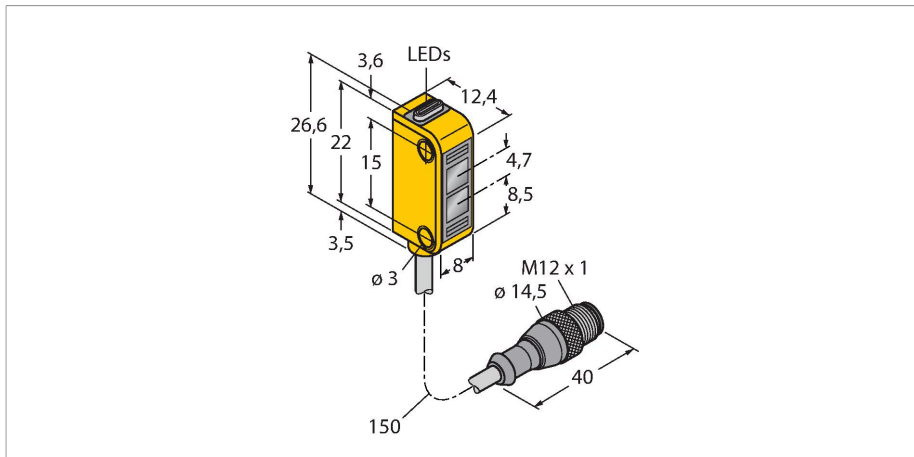


Q12RB6RQ5

Photoelectric Sensor – Opposed Mode Sensor (Emitter/Receiver)

Miniature Sensor



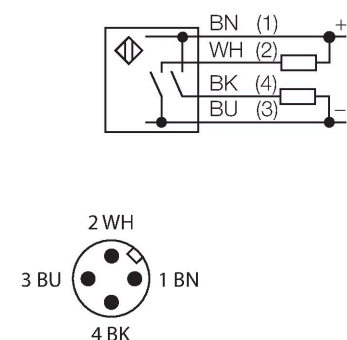
Technical data

Type	Q12RB6RQ5
ID	3074140
Optical data	
Function	Opposed mode sensor
Operating mode	Receiver
Wavelength	640 nm
Range	0...2000 mm
Electrical data	
Operating voltage	10...30 VDC
Residual ripple	< 10 % U _{ss}
DC rated operational current	≤ 50 mA
No-load current	≤ 20 mA
Short-circuit protection	yes
Reverse polarity protection	yes
Output function	NO contact, PNP/NPN
Switching frequency	≤ 450 Hz
Readiness delay	≤ 120 ms
Response time typical	< 1.3 ms
Mechanical data	
Design	Rectangular, Q12
Dimensions	12.4 x 8 x 26.6 mm
Housing material	Plastic, Thermoplastic material, Yellow
Lens	plastic, Polycarbonate
Electrical connection	Cable with connector, M12 x 1, 0.15 m, PVC

Features

- Cable, PVC, 150 mm, with M12 x 1 male end, 4-pin
- Protection class IP67
- LED all-round visible
- Indication of insufficient excess gain
- Operating voltage: 10...30 VDC
- Switching output, bipolar, dark operation

Wiring diagram



Functional principle

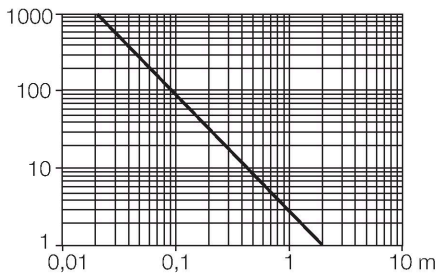
Opposed mode sensors consist of an emitter and receiver. They are installed opposite each other so that the light from the emitter is aimed directly at the receiver. When an object interrupts or weakens the light beam, the sensor switches. Opposed mode sensors are the most reliable photoelectric sensors for detection of opaque targets. An excellent contrast between light and dark conditions and an extremely high excess gain are typical of this

Technical data

Number of cores	4
Core cross-section	0.34 mm ²
Ambient temperature	-20...+55 °C
Protection class	IP67
Power-on indication	LED, Green
Switching state	LED, Yellow
Error indication	LED, green
Excess gain indication	LED, yellow, flashing
Tests/approvals	
MTTF	139 years acc. to SN 29500 (Ed. 99) 40 °C
Approvals	CE, cURus

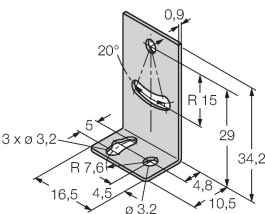
sensing mode, thus allowing operation over larger distances and under difficult conditions.

Excess gain curve
Excess gain in relation to the distance



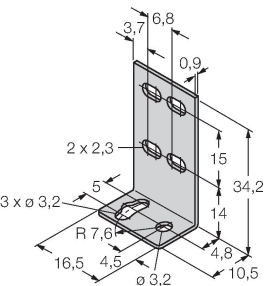
Accessories

SMBQ12A 3074341



Mounting bracket; material VA 1.4401, for photoelectric sensor, Q12 series

SMBQ12T 3073722



Mounting bracket; material VA 1.4401, for photoelectric sensor, Q12 series

Accessories

Dimension drawing	Type	ID	
	RKC4.4T-2/TEL	6625013	Connection cable, female M12, straight, 4-pin, cable length: 2 m, sheath material: PVC, black; cULus approval; other cable lengths and qualities available, see www.turck.com
	WKC4.4T-2/TEL	6625025	Connection cable, female M12, angled, 4-pin, cable length: 2 m, sheath material: PVC, black; cULus approval; other cable lengths and qualities available, see www.turck.com