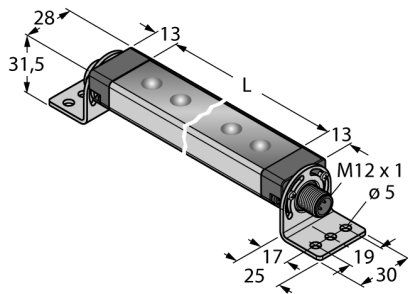
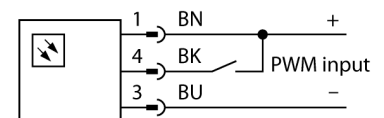


LED Linear Light In the Metal Housing WLS28-2XWW1130DXPWMQ



- Color: White
- M12 x 1 male, straight, 4-pin
- Dimmable via PWM input
- SMBWLS28RA mounting bracket included in delivery

Wiring Diagram

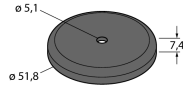
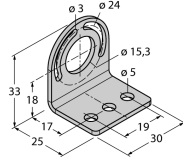


Functional principle

The energy-efficient LED work lights are ideally suited for industrial applications. The color temperature is between 6,000 and 7,100 Kelvin (cool white). Depending on the model, the luminous flux is 325 or 2600 lumen. Some work lights are switched on/off via supply power (10...30 VDC) and some types by means of a button directly at the LED lamp. In addition, the LED can be dimmed to 50% of its light output by activating a high signal on PIN 4, or for the variants with a switch by means of a further switch position. On some models the light output is continuously dimmable via a PWM signal on PIN 4. Cascadable variants are also available. Variants with a clear or diffuse plastic windows, as well as with an aperture angle of 25°.

Type	WLS28-2XWW1130DXPWMQ
ID	3093906
Signal and display data	
Purpose	LED work light
Function	Linear light
Light type	White
Color temperature	2900...+3200K
Aperture angle degree	60 °
Beam angle	wide beam 40-80°
LED service life (L70)	50000 h
Dimmable	PWM
Features of color 1	White, Permanently on, 2400 lm
Electrical data	
Operating voltage U_a	12...30 VDC
DC rated operating current I_a	≤ 3040 mA
Input power	36.48 W
Mechanical data	
Cascadable	No
Design	Rectangular, WLS28-2
Housing material	Metal, AL
Window material	Polycarbonate, diffuse
Electrical connection	Connector, M12 × 1, PVC
Number of cores	4
Ambient temperature	-40...+70 °C
Storage temperature	-40...+70 °C
Relative humidity	0...90%
Protection class	IP50
Tests/approvals	
Approvals	CE, UL

Accessories

Type code	Ident no.		Dimension drawing
SMBWLSMAG	3019574	Magnetic fixture for mounting work lights and sensors, 2 pieces	
SMBWLS28RA	3015764	Mounting bracket, angled, metal, for WLS28 work lights, 5 mm drill holes, screw set included	
SMBWLS28SP	3088063	Snap bracket for mounting WLS28 work lights	