

# WLS27XW710DSQ

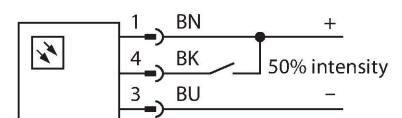
## Work Light – Linear Light



### Features

- Cylindrical illuminated area
- Operating voltage: 12...30 VDC
- Protection class IP67/IP69K
- M12 × 1 male connector, straight, 4-pin
- Light length L1: 710 mm
- Housing length L2: 774.5 mm
- Color: White
- Automatic temperature monitoring
- FDA compliant
- 2 × LMBWLS27EC snap bracket included in delivery

### Wiring diagram



### Functional principle

The energy-efficient LED work lights are ideally suited for industrial applications. The color temperature is between 6,000 and 7,100 Kelvin (cool white). Depending on the model, the luminous flux is 325 or 2600 lumen. The device is switched on/off upon application of power (12...30 VDC). In addition, the light can be dimmed to 50% of its power by triggering a high signal on PIN 4. When using 2-color variants, it is switched between the colors. On some models the light output is continuously dimmable via a PWM signal on pin 4. Cascadable variants are also available. Available colors are cold white, warm white, green, red, yellow and blue.

### Technical data

Type	WLS27XW710DSQ
ID	3094278
<b>Signal and display data</b>	
Purpose	LED work light
Function	Linear light
Light type	White
Color temperature	6100...+7000 K
Luminous flux lumen	1625 lm
LED service life (L70)	50000 h
Dimmable	Two-stage
Features of color 1	White, Permanently on, 2000 lm
Special features	Chemical-resistant Wash down Resistant to chemicals
<b>Electrical data</b>	
Operating voltage	12...30 VDC
Max. current consumption per color	2000 mA
Input power	18.48 W
<b>Mechanical data</b>	
Cascadable	No
Design	Smooth barrel, WLS27
Dimensions	Ø 27 x 773.5 mm
Housing material	Plastic, FDA copolyester
Window material	Copolyester, diffuse
Electrical connection	Connector, M12 × 1, PVC
Number of cores	4
Ambient temperature	-40...+70 °C

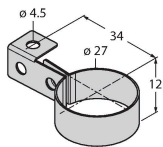
## Technical data

Storage temperature	-40...+70 °C
Protection class	IP66 IP67 IP69
Protection class for electrical equipment	III
Tests/approvals	

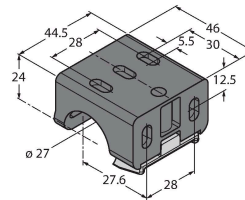
Light Length	Typical Current			Max. Current
	12 VDC	24 VDC	30 VDC	A
145 mm	0.33 A	0.15 A	0.12 A	0.4
285 mm	0.66 A	0.30 A	0.24 A	0.8
430 mm	1.01 A	0.46 A	0.36 A	1.2
570 mm	1.36 A	0.61 A	0.48 A	1.6
710 mm	1.75 A	0.77 A	0.60 A	2.0
850 mm	2.13 A	0.92 A	0.73 A	2.4
990 mm	2.59 A	1.08 A	0.85 A	2.8
1130 mm	3.04 A	1.24 A	0.97 A	3.2

## Accessories

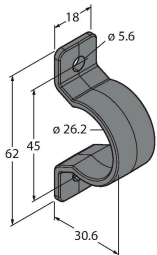
**LMBWLS27H** 3094776  
Hanging bracket for WLS27



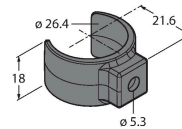
**LMBWLS27U** 3094775  
Universal mounting bracket for WLS27



**LMBWLS27EC** 3094774  
Snap bracket for WLS27



**LMBWLS27SP** 3094773  
Snap bracket for WLS27



## Accessories

Dimension drawing	Type	ID	
	RKH4.5-2/TFG	6933455	Connection cable, M12 female connector, straight, 5-pin, stainless steel coupling nut, cable length: 2 m, jacket material: TPE, gray; temperature range: -40...+105 °C
	RKC4.4T-2/TEL	6625013	Connection cable, M12 female connector, straight, 4-pin, cable length: 2 m, jacket material: PVC, black; cULus approval

## Dimension drawing

## Type

WKC4.4T-2/TEL

## ID

6625025

Connection cable, M12 female connector, angled, 4-pin, cable length: 2 m, jacket material: PVC, black; cULus approval

