

WLS27XR1130DSQ

Work Light – Linear Light



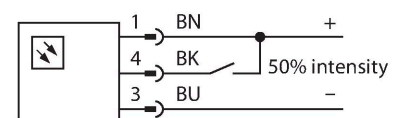
Technical data

Type	WLS27XR1130DSQ
ID	3095948
Signal and display data	
Purpose	LED work light
Function	Linear light
Light type	Red
LED service life (L70)	50000 h
Dimmable	Two-stage
Features of color 1	Red, Permanently on, 440 lm
Special features	Chemical-resistant Wash down Resistant to chemicals
Electrical data	
Operating voltage	12...30 VDC
Max. current consumption per color	3200 mA
Input power	29.76 W
Mechanical data	
Cascadable	No
Design	Smooth barrel, WLS27
Dimensions	Ø 27 x 1197.5 mm
Housing material	Plastic, FDA copolyester
Window material	Copolyester, diffuse
Electrical connection	Connector, M12 × 1, PVC
Number of cores	4
Ambient temperature	-40...+70 °C
Storage temperature	-40...+70 °C
Protection class	IP66 IP67

Features

- Cylindrical illuminated area
- Operating voltage: 24 VDC
- Protection class IP67/IP69K
- M12 × 1 male connector, straight, 4-pin
- Light length L1: 1130 mm
- Housing length L2: 1197.5 mm
- Color red
- Automatic temperature monitoring
- FDA compliant
- 2 × LMBWLS27EC snap bracket included in delivery

Wiring diagram



Functional principle

The energy-efficient LED work lights are ideally suited for industrial applications. The color temperature is between 6,000 and 7,100 Kelvin (cool white). Depending on the model, the luminous flux is 325 or 2600 lumen. The device is switched on/off upon application of power (12...30 VDC). In addition, the light can be dimmed to 50% of its power by triggering a high signal on PIN 4. When using 2-color variants, it is switched between the colors. On some models the light output is continuously dimmable via a PWM signal on pin 4. Cascadable variants are also available. Available colors are cold white, warm white, green, red, yellow and blue.

Technical data

IP69

Protection class for electrical equipment III

Tests/approvals

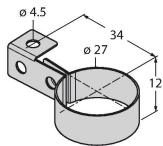
Light Length	Typical Current			Max. Current
	12 VDC	24 VDC	30 VDC	A
145 mm	0.33 A	0.15 A	0.12 A	0.4
285 mm	0.66 A	0.30 A	0.24 A	0.8
430 mm	1.01 A	0.46 A	0.36 A	1.2
570 mm	1.36 A	0.61 A	0.48 A	1.6
710 mm	1.75 A	0.77 A	0.60 A	2.0
850 mm	2.13 A	0.92 A	0.73 A	2.4
990 mm	2.59 A	1.08 A	0.85 A	2.8
1130 mm	3.04 A	1.24 A	0.97 A	3.2

Accessories

LMBWLS27H

3094776

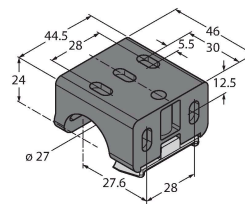
Hanging bracket for WLS27



LMBWLS27U

3094775

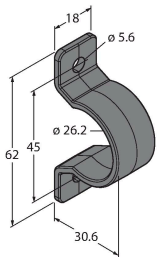
Universal mounting bracket for WLS27



LMBWLS27EC

3094774

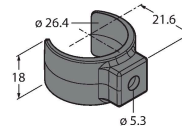
Snap bracket for WLS27



LMBWLS27SP

3094773

Snap bracket for WLS27



Accessories

Dimension drawing	Type	ID	
	RKH4.5-2/TFG	6933455	Connection cable, M12 female connector, straight, 5-pin, stainless steel coupling nut, cable length: 2 m, jacket material: TPE, gray; temperature range: -40...+105 °C
	RKC4.4T-2/TEL	6625013	Connection cable, M12 female connector, straight, 4-pin, cable length: 2 m, jacket material: PVC, black; cULus approval

Dimension drawing

Type

WKC4.4T-2/TEL

ID

6625025

Connection cable, M12 female connector, angled, 4-pin, cable length: 2 m, jacket material: PVC, black; cULus approval

