

WLS27XG1130DSQ

Work Light – Linear Light



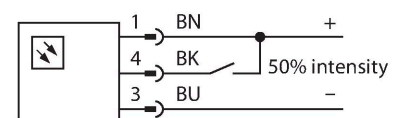
Technical data

Type	WLS27XG1130DSQ
ID	3095980
Signal and display data	
Purpose	LED work light
Function	Linear light
Light type	Green
LED service life (L70)	50000 h
Dimmable	Two-stage
Features of color 1	Green, Permanently on, 1440 lm
Special features	Chemical-resistant Wash down Resistant to chemicals
Electrical data	
Operating voltage	12...30 VDC
Max. current consumption per color	3200 mA
Input power	29.76 W
Mechanical data	
Cascadable	No
Design	Smooth barrel, WLS27
Dimensions	Ø 27 x 1197.5 mm
Housing material	Plastic, FDA copolyester
Window material	Copolyester, diffuse
Electrical connection	Connector, M12 x 1, PVC
Number of cores	4
Ambient temperature	-40...+70 °C
Storage temperature	-40...+70 °C
Protection class	IP66 IP67

Features

- Cylindrical illuminated area
- Operating voltage: 24 VDC
- Protection class IP67/IP69K
- M12 x 1 male connector, straight, 4-pin
- Light length L1: 1130 mm
- Housing length L2: 1197.5 mm
- Color green
- Automatic temperature monitoring
- FDA compliant
- 2 x LMBWLS27EC snap bracket included in delivery

Wiring diagram



Functional principle

The energy-efficient LED work lights are ideally suited for industrial applications. The color temperature is between 6,000 and 7,100 Kelvin (cool white). Depending on the model, the luminous flux is 325 or 2600 lumen. The device is switched on/off upon application of power (12...30 VDC). In addition, the light can be dimmed to 50% of its power by triggering a high signal on PIN 4. When using 2-color variants, it is switched between the colors. On some models the light output is continuously dimmable via a PWM signal on pin 4. Cascadable variants are also available. Available colors are cold white, warm white, green, red, yellow and blue.

Technical data

IP69

Protection class for electrical equipment III

Tests/approvals

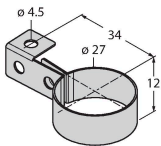
Light Length	Typical Current			Max. Current
	12 VDC	24 VDC	30 VDC	A
145 mm	0.33 A	0.15 A	0.12 A	0.4
285 mm	0.66 A	0.30 A	0.24 A	0.8
430 mm	1.01 A	0.46 A	0.36 A	1.2
570 mm	1.36 A	0.61 A	0.48 A	1.6
710 mm	1.75 A	0.77 A	0.60 A	2.0
850 mm	2.13 A	0.92 A	0.73 A	2.4
990 mm	2.59 A	1.08 A	0.85 A	2.8
1130 mm	3.04 A	1.24 A	0.97 A	3.2

Accessories

LMBWLS27H

3094776

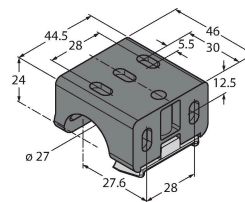
Hanging bracket for WLS27



LMBWLS27U

3094775

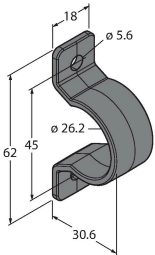
Universal mounting bracket for WLS27



LMBWLS27EC

3094774

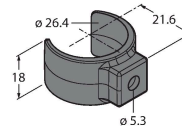
Snap bracket for WLS27



LMBWLS27SP

3094773

Snap bracket for WLS27



Accessories

Dimension drawing

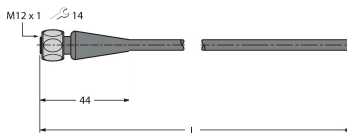
Type

ID

RKH4.5-2/TFG

6933455

Connection cable, M12 female connector, straight, 5-pin, stainless steel coupling nut, cable length: 2 m, jacket material: TPE, gray; temperature range: -40...+105 °C



RKC4.4T-2/TEL

6625013

Connection cable, M12 female connector, straight, 4-pin, cable length: 2 m, jacket material: PVC, black; cULus approval



Dimension drawing

Type

WKC4.4T-2/TEL

ID

6625025

Connection cable, M12 female connector, angled, 4-pin, cable length: 2 m, jacket material: PVC, black; cULus approval

