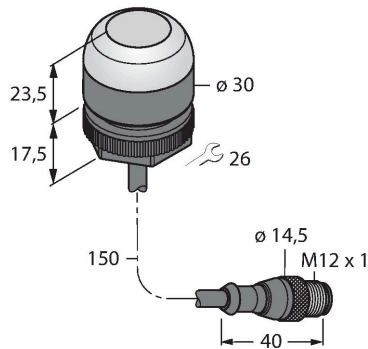


K30APT2FXGF2QP

Pick-to-Light – Placement Sensor

Capacitive Sensor



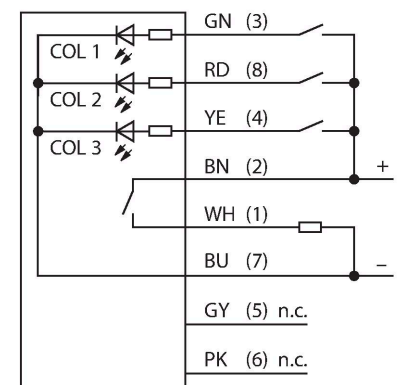
Technical data

Type	K30APT2FXGF2QP
ID	3096667
Signal and display data	
Purpose	Pick-to-Light
Function	Touch Button
Light type	Green
Switch Function	Momentary
Features of color 2	Green, 4.4 lm
Special features	Wash down
Electrical data	
Operating voltage U_B	12...30 VDC
DC rated operating current I_e	≤ 150 mA
Max. current consumption per color	55 mA
Output function	NO contact, PNP
Input type	PNP
Response time typical	< 150 ms
Mechanical data	
Design	Dome, K30
Dimensions	Ø 30 x 41 mm
Housing material	Plastic, FDA copolyester
Window material	Polycarbonate, diffuse
Electrical connection	Cable with connector, M12 x 1, 0.15 m, PVC
Number of cores	5
Ambient temperature	-40...+50 °C
Relative humidity	0...90 %

Features

- Protection classes IP67 IP69K
- Cable with M12 x 1 male connector, 5-pin, 150 mm
- No color (COL 1) / Green (COL 2)
- PNP switching output, NO contact
- Capacitive sensor of the second generation
- High immunity to false actuation by splashing, detergents, oils and other contaminants
- FDA-approved housing material

Wiring diagram



Functional principle

The K30 pick-and-place sensor is suitable for many assembly and placement sequences. The green work light or other signal lights are reflected perfectly by the entire dome (depending on the version). The transistor output can be easily connected to a system control, which is programmed for a special task sequence. The work light of the sensor is located in or next to every bin at the operator's workstation and indicates: 1. The bins with the components to be picked up for a particular

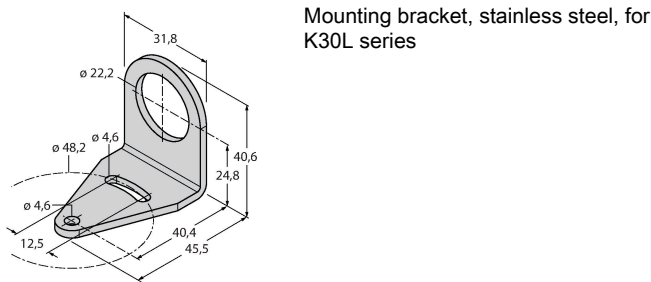
Technical data

Protection class	IP67 IP69
Tests/approvals	
Approvals	CE, cULus listed

work step and 2. the sequence in which the components have to be picked up. If the operator removes a part from the bin, the K30 detects the hand in the bin and sends a signal to the control unit. The system then checks if the correct component has been picked up and – depending on the configuration – switches the corresponding work light off and the next one on, according to the assembly sequence. The work sequence control leads to increased efficiency, improved quality control and reduces rework and testing expenses. The term work light therefore refers to the visual indicator of the bin from which a part should be removed next. The actuation indicator confirms the removal with a different color. The mispick indicator illuminates if a bin was reached into when the work light was not set.

Accessories

SMB22A	3079414
--------	---------



Accessories

Dimension drawing	Type	ID	
	RKH4.4-2/TFE	6934473	Connection cable, M12 female connector, straight, 4-pin, stainless steel coupling nut, cable length: 2 m, jacket material: PVC, gray; temperature range: -25...+80 °C
	WKH4.4-2/TFE	6934480	Connection cable, M12 female connector, angled, 4-pin, stainless steel coupling nut, cable length: 2 m, jacket material: PVC, gray; temperature range: -25...+80 °C