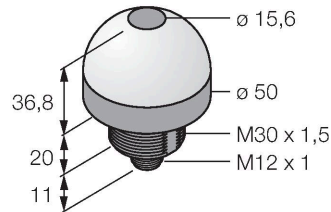


K50PFF100KQ

Pick-to-Light – Placement Sensor

Diffuse Mode Sensor with Fixed-field Background Suppression



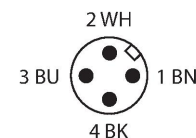
Technical data

Type	K50PFF100KQ
ID	3808238
Signal and display data	
Purpose	Pick-to-Light
Function	Diffuse mode sensor with fixed-field background suppression
Max. range	100 mm
Light type	IR
Number of beams	1
Switch Function	Programmable
Dimmable	Programmable
Features of color 1	RGB
Special features	I/O module-compatible Wash down
Electrical data	
Operating voltage U_B	12...30 VDC
DC rated operating current I_o	≤ 150 mA
Max. current consumption per color	132 mA
Communication protocol	IO-Link
Output function	Programmable, PNP/NPN
Input type	Communication protocol
Response time typical	< 300 ms
IO-Link	
IO-Link specification	V 1.1
Communication mode	COM 2 (38.4 kBaud)
Process data width	16 bit

Features

- Protection class IP67
- M12 × 1 male connector, 4-pin
- Fixed background suppression at 100 mm
- RGB LED display
- Control of user-defined or predefined light colors
- Flashing function, alternation, 2-color display, intensity check and other animations
- Parameterizable via IO-Link

Wiring diagram



Functional principle

The K50 pick-and-place sensor is suitable for many mounting and component placement applications. The green work light or other signal lights are reflected perfectly by the entire dome (depending on the version). The transistor output can be easily connected to a system control, which is programmed for a special task sequence. The work light of the sensor is located in or next to every bin at the operator's workstation and indicates: 1. The bins with the components to be picked

Technical data

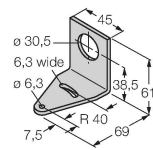
Frame type	Type_2_2
Function pin 4	IO-Link
Maximum cable length	20 m
Included in the SIDI GSDML	Yes
Mechanical data	
Design	Dome, K50
Dimensions	Ø 50 x 67.3 mm
Housing material	Plastic, PC, Black
Window material	Polycarbonate, diffuse
Electrical connection	Connector, M12 × 1
Number of cores	4
Ambient temperature	-40...+50 °C
Relative humidity	0...90 %
Protection class	IP67 IP69
Tests/approvals	
MTTF	146 years acc. to SN 29500 (Ed. 99) 40 °C
Approvals	CE, cULus listed

up for a particular work step and 2. the sequence in which the components have to be picked up. If the operator removes a part from the bin, the K50 detects the hand in the bin and sends a signal to the control unit. The system then checks if the correct component has been picked up and – depending on the configuration – switches the corresponding work light off and the next one on, according to the assembly sequence. The work sequence control leads to increased efficiency, improved quality control and reduces rework and testing expenses. The term work light therefore refers to the visual indicator of the bin from which a part should be removed next. The actuation indicator confirms the removal with a different color. The mispick indicator illuminates if a bin was reached into when the work light was not set.

Accessories

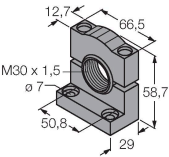
SMB30A 3032723

Mounting bracket, rectangular, stainless steel, for sensors with 30mm thread



SMB30SC 3052521

Mounting bracket, PBT black, for sensors with 30 mm thread, rotatable



SMB30FA 3074005

Montagewinkel; Werkstoff VA 1.4401

