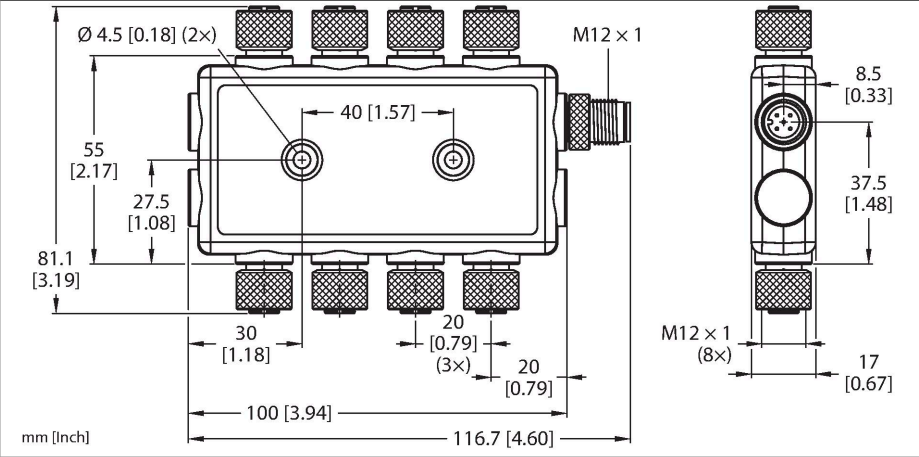


R95C-8B21-KQ  
IO hub – 4-channel  
IO-Link



Technical data

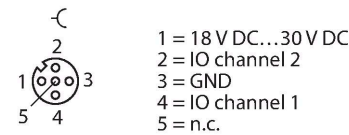
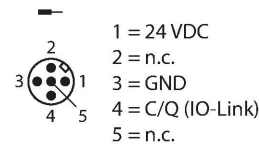
Type	R95C-8B21-KQ
ID	3813595
Wireless data	
Device type	IO hub
I/O data	
Input type	Bimodal (PNP/NPN)
Output type	IO-Link
Communication protocol	IO-Link
Electrical data	
runs with battery	nein
Operating voltage	18...30 VDC
Mechanical data	
Design	Rectangular, R95C
Housing material	Plastic
Electrical connection	Connector, M12 x 1
Antenna connection	No radio participant
Ambient temperature	-40...+70 °C
Protection class	IP67 IP68
Tests/approvals	
Approvals	CE UKCA cULus



Features

- Protection class IP67
- Flat, compact housing
- Operating voltage: 18...30 VDC
- Input: 8 x 2 discrete, configurable
- Output: 8 x 1 discrete, configurable
- IO-Link
- Converts the switching signals into process data

Wiring diagram



Functional principle

Sensors with digital or analog outputs and a serial interface can now be used to communicate via IO-Link and Modbus RTU to provide the data required for predictive maintenance and operational optimization. Components in the Snap Signal product series help to make the data from field devices accessible in the desired format. The S15C and R45C are suitable for in-line mounting and convert a large number of signals into IO-Link process data or Modbus registers. IO hubs

and IO-Link masters in the R90C and R95C product series round off the range.

All components meet industry standards in terms of protection class, connection and durability.

They are easy to integrate into existing systems and the DXM network controller facilitates transferring the data to the control system or the cloud.