

BI15U-CP40-FDZ30X2

Inductive Sensor



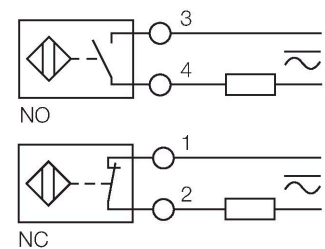
Features

- Rectangular, height 40 mm
- Variable orientation of active face in 9 directions
- Plastic, PBT-GF30-V0
- High luminance corner LEDs
- Optimum view on supply voltage and switching state from any position
- Factor 1 for all metals
- Protection class IP68
- Resistant to magnetic fields
- Extended temperature range
- High switching frequency
- AC 2-wire, 20...250 VAC
- DC 2-wire, 10...300 VDC
- NC/NO programmable
- Terminal chamber

Technical data

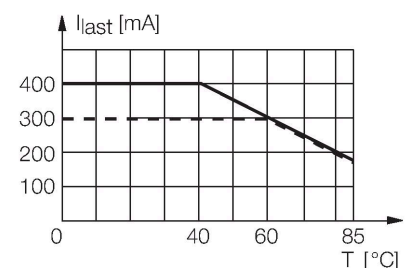
Type	BI15U-CP40-FDZ30X2
ID	4280600
General data	
Rated switching distance	15 mm
Mounting conditions	Flush
Secured operating distance	$\leq (0.81 \times S_n)$ mm
Repeat accuracy	$\leq 2\%$ of full scale
Temperature drift	$\leq \pm 10\%$
	$\leq \pm 15\%$, $\leq -25\text{ °C}$ v $\geq +70\text{ °C}$
Hysteresis	3...15 %
Electrical data	
Operating voltage	20...250 VAC
Operating voltage	10...300 VDC
AC rated operational current	≤ 400 mA
DC rated operational current	≤ 300 mA
Frequency	$\geq 50... \leq 60$ Hz
Residual current	≤ 1.7 mA
Isolation test voltage	≤ 1.5 kV
Surge current	≤ 3 A (≤ 20 ms max. 5 Hz)
Short-circuit protection	yes / Latching
Voltage drop at I_s	≤ 6 V
Wire breakage/Reverse polarity protection	yes / Complete
Output function	2-wire, Connection programmable, 2-wire
DC field stability	300 mT
AC field stability	300 mT _{ss}
Smallest operating current	≥ 3 mA

Wiring diagram



Functional principle

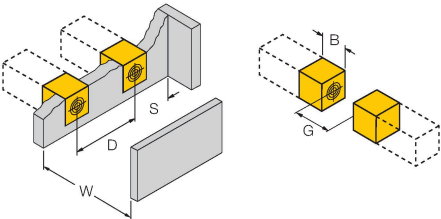
Inductive sensors are designed for wear-free and contactless detection of metal objects. Approx Factor 1 sensors have significant advantages due to their patented ferrite-coreless multi-coil system. They detect all metals at the same large switching distance and are resistant to magnetic fields.



Technical data

Insulation class	□
Switching frequency	0.01 kHz
Mechanical data	
Design	Rectangular, CP40
Dimensions	114 x 40 x 40 mm
Housing material	Plastic, PBT-GF30-V0, Black
Active area material	Plastic, PA6-GF30-X, yellow
Electrical connection	Terminal chamber
Clamping ability	≤ 2.5 mm ²
Environmental conditions	
Ambient temperature	-30...+85 °C
Vibration resistance	55 Hz (1 mm)
Shock resistance	30 g (11 ms)
Protection class	IP68
MTTF	874 years acc. to SN 29500 (Ed. 99) 40 °C
Power-on indication	LED, Green
Switching state	LED, Yellow

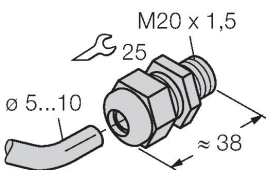
Mounting instructions

Mounting instructions/Description		
	Distance D	80 mm
	Distance W	45 mm
	Distance S	40 mm
	Distance G	90 mm
	Width active area	40 mm
	B	

Accessories

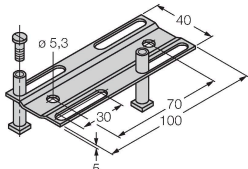
STRM M20X1.5 SCHWARZ 6965902

M20 × 1.5 cable gland



JS025/037 69429

Adjusting bar for rectangular housings CK/CP40; material: VA 1.4301



BSS-CP40

6901318

Mounting clamp for rectangular
 housings 40 x 40 mm; material:
 Polypropylene

