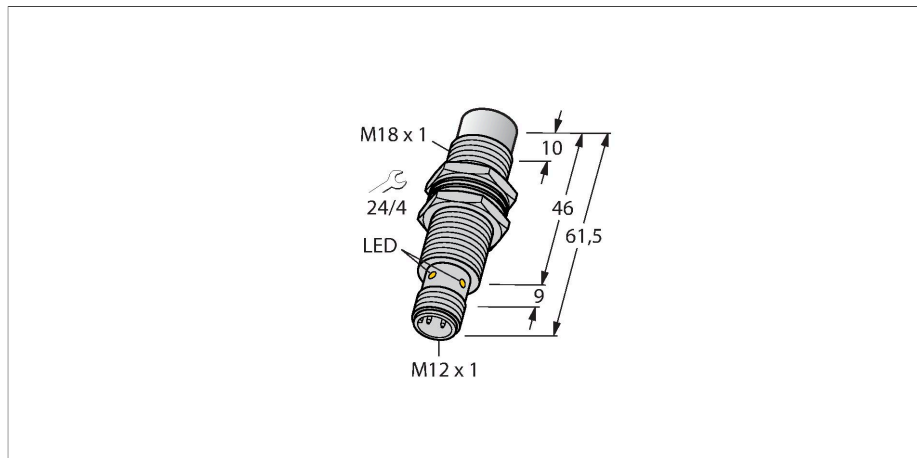


NI10U-MT18M-AD4X-H1144

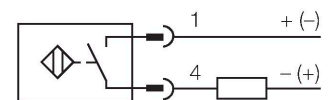
Inductive sensor



Features

- Threaded barrel, M18 x 1
- Brass, PTFE-coated
- Factor 1 for all metals
- Resistant to magnetic fields
- DC 2-wire, 10...65 VDC
- NO contact
- M12 x 1 male connector

Wiring diagram



Technical data

Type	NI10U-MT18M-AD4X-H1144
Ident. no.	4405071
Rated switching distance	10 mm
Mounting conditions	Non-flush
Secured operating distance	≤ (0.81 × S _n) mm
Repeat accuracy	≤ 2 % of full scale
Temperature drift	≤ ± 10 % ≤ ± 15 %, ≤ -25 °C v ≥ +70 °C
Hysteresis	3...20 %
Ambient temperature	-25...+70 °C
Operating voltage	10...65 VDC
Residual ripple	≤ 10 % U _{ss}
DC rated operational current	≤ 100 mA
Residual current	≤ 0.8 mA
Isolation test voltage	≤ 0.5 kV
Short-circuit protection	yes / Cyclic
Voltage drop at I _e	≤ 5 V
Wire breakage/Reverse polarity protection	Complete
Output function	2-wire, NO contact, 2-wire
Smallest operating current	≥ 3 mA
Switching frequency	0.01 kHz
Design	Threaded barrel, M18 × 1
Dimensions	61.5 mm
Housing material	Metal, CuZn, PTFE-coated
Active area material	Plastic, LCP, PTFE-coated
Max. tightening torque housing nut	15 Nm
Electrical connection	Connectors, M12 × 1

Functional principle

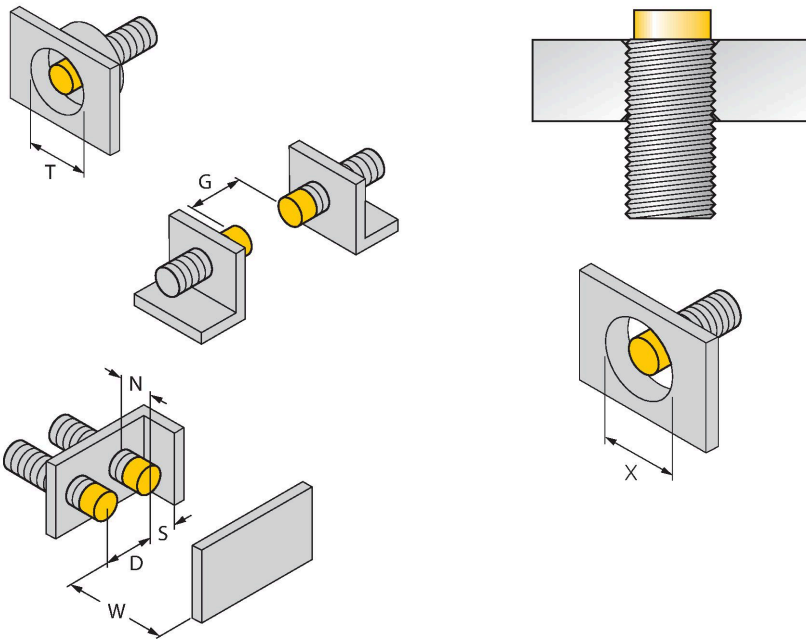
Inductive sensors detect metal objects contactless and wear-free. Due to the patented multi-coil system, *uproX*[®] sensors have distinct advantages compared to conventional sensors. They excel in largest switching distances, maximum flexibility and operational reliability as well as efficient standardization.

Technical data

Vibration resistance	55 Hz (1 mm)
Shock resistance	30 g (11 ms)
Protection class	IP68
MTTF	874 years acc. to SN 29500 (Ed. 99) 40 °C
Switching state	LED, Yellow

Mounting instructions

Mounting instructions/Description



Distance D	3 x B
Distance W	3 x Sn
Distance T	3 x B
Distance S	1.5 x B
Distance G	6 x Sn
Distance N	2 x Sn
Diameter active area B	Ø 18 mm

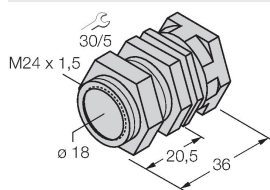
All non-flush mountable aprox[®]+ threaded barrel sensors can be screwed to the upper edge of the barrel. Thus safe operation is guaranteed with a reduced switching distance of max. 20 %.

When installed in an aperture plate a distance of X = 70 mm must be observed.

Isolating switching amplifiers can be applied because aprox[®]+ 2-wire DC sensors work with 8 VDC low operating voltage (limited load current). If the sensors are operated with the Turck remote I/O fieldbus system BL20, wire-break and short-circuit events are immediately detected. For this purpose connected the sensor to the BL20-4DI-NAMUR slice.

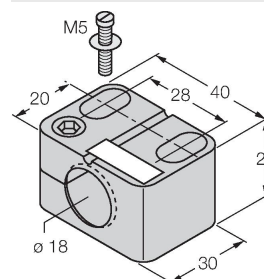
Accessories

QMT-18



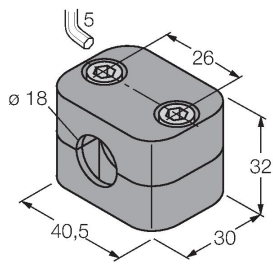
6945104
Quick-mount bracket with dead-stop; material: brass, PTFE-coated; Male thread M24 x 1.5. Note: The switching distance of the proximity switches may change when using quick-mount brackets.

BST-18B



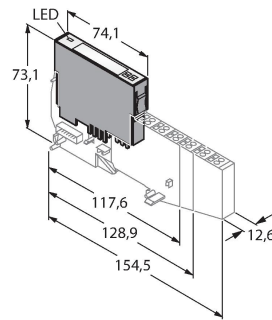
6947214
Mounting clamp for threaded barrel sensors, with dead-stop; material: PA6

BSS-18



6901320
 Mounting clamp for smooth and threaded barrel sensors; material: Polypropylene

BL20-4DI-NAMUR



6827212
 4 digital inputs acc. to EN 60947-5-6 For NAMUR sensors, de-energized contacts or uprox®+ 2-wire DC sensors.