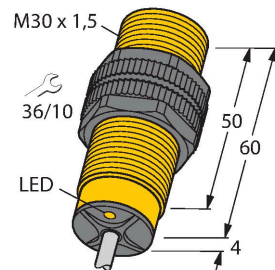


# NI15-S30-AD4X

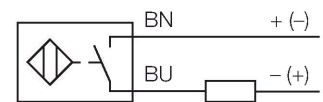
## Inductive Sensor



### Features

- Threaded barrel, M30 x 1.5
- Plastic, PA12-GF30
- DC 2-wire, 10...65 VDC
- NO contact
- Cable connection

### Wiring diagram



### Technical data

|  |   |
|--|---|
| Type                                   | NI15-S30-AD4X                                       |
| ID                                     | 44592   |
| <b>General data</b>                    |   |
| Rated switching distance               | 15 mm   |
| Mounting conditions                    | Non-flush   |
| Secured operating distance             | $\leq (0.81 \times S_n)$ mm                         |
| Correction factors                     | St37 = 1; Al = 0.3; stainless steel = 0.7; Ms = 0.4 |
| Repeat accuracy                        | $\leq 2$ % of full scale                            |
| Temperature drift                      | $\leq \pm 10$ %                                     |
| Hysteresis                             | 1...15 %  |
| <b>Electrical data</b>                 |   |
| Operating voltage $U_B$                | 10...65 VDC   |
| Ripple $U_{ss}$                        | $\leq 10$ % $U_{Bmax}$                              |
| DC rated operating current $I_o$       | $\leq 100$ mA                                       |
| Residual current                       | $\leq 0.6$ mA                                       |
| Isolation test voltage                 | 0.5 kV  |
| Short-circuit protection               | yes/Cyclic  |
| Voltage drop at $I_o$                  | $\leq 5$ V  |
| Wire break/reverse polarity protection | Complete  |
| Output function                        | 2-wire, NO contact, 2-wire                          |
| Smallest operating current             | $\geq 3$ mA   |
| Switching frequency                    | 0.2 kHz   |
| <b>Mechanical data</b>                 |   |
| Design                                 | Threaded barrel, M30 x 1.5                          |
| Dimensions                             | 64 mm   |
| Housing material                       | Plastic, PA12-GF30                                  |

### Functional principle

Inductive sensors detect metal objects contactless and wear-free. For this, they use a high-frequency electromagnetic AC field that interacts with the target. Inductive sensors generate this field via an RLC circuit with a ferrite coil.

## Technical data

|                                       |  |
|---------------------------------------|--|
| Active area material                  | Plastic, PA12-GF30                         |
| End cap                               | Plastic, EPTR                              |
| Max. tightening torque of housing nut | 5 Nm                                       |
| Electrical connection                 | Cable                                      |
| Cable quality                         | Ø 5.2 mm, LifYY, PVC, 2 m                  |
| Core cross-section                    | 2 x 0.34 mm <sup>2</sup>                   |
| <b>Environmental conditions</b>       |  |
| Ambient temperature                   | -25...+70 °C                               |
| Vibration resistance                  | 55 Hz (1 mm)                               |
| Shock resistance                      | 30 g (11 ms)                               |
| Protection class                      | IP67                                       |
| MTTF                                  | 2283 years acc. to SN 29500 (Ed. 99) 40 °C |
| Switching state                       | LED, Yellow                                |

## Mounting instructions

### Mounting instructions/Description

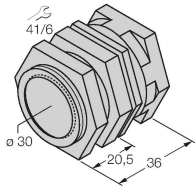


|                        |         |
|------------------------|---------|
| Distance D             | 3 x B   |
| Distance W             | 3 x Sn  |
| Distance T             | 3 x B   |
| Distance S             | 1.5 x B |
| Distance G             | 6 x Sn  |
| Distance N             | 2 x Sn  |
| Diameter active area B | Ø 30 mm |

## Accessories

QM-30

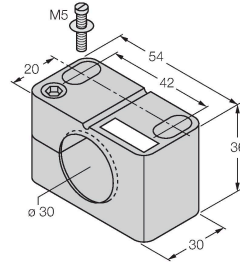
6945103



Quick-mount bracket with dead-stop; material: Chrome-plated brass. Male thread M36 × 1.5. Note: The switching distance of the proximity switches may change when using quick-mount brackets.

BST-30B

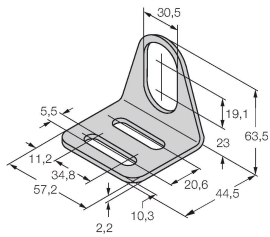
6947216



Mounting clamp for threaded barrel sensors, with dead-stop; material: PA6

MW30

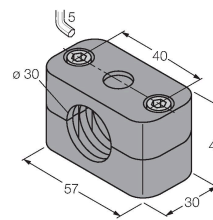
6945005



Mounting bracket for threaded barrel sensors; material: Stainless steel A2 1.4301 (AISI 304)

BSS-30

6901319



Mounting clamp for smooth and threaded barrel sensors; material: Polypropylene