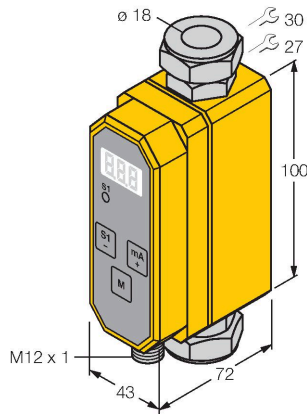


# FTCI-18D15A4P-LI-UP8X-H1141

## Flow Rate Measurement – Inline Sensor with Integrated Processor



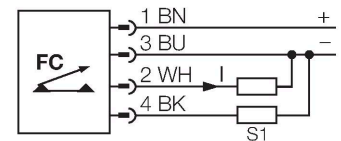
### Features

- Compact inline flow sensor
- Calorimetric principle
- Monitoring of flow rate
- Monitoring of the medium temperature
- For water/glycol mix
- Parametrized via button
- Protected by software code
- DC 4-wire, 21.6...26.4 VDC
- NO/NC prog., PNP output
- 4...20 mA analog output
- Analog output provides a current signal proportional to the flow rate for the overall operating range
- Plug-in device, M12 x 1

### Technical data

Ident. no.	6870046
Type	FTCI-18D15A4P-LI-UP8X-H1141
Mounting conditions	Inline sensor
Application area	flow rate/temperature monitoring of water or water/glycol mix
Flow operating range	4...40 l/min
Stand-by time	6...10 s
Temperature gradient	≤ 400 K/min
Medium temperature	-10...+90 °C
Ambient temperature	0...+60 °C
Operating voltage	21.6...26.4 VDC
Current consumption	≤ 100 mA
Output function	PNP/Analog output, NO/NC programmable
Rated operational current	0.2 A
Short-circuit protection	yes
Reverse polarity protection	yes
Current output	4...20 mA
Load	200...500 Ω
Protection class	IP65
Design	Inline
Housing material	Plastic, PBT
Sensor material	Stainless steel, 1.4571 (AISI 316Ti)
Electrical connection	Connectors, M12 × 1
Pressure resistance	20 bar
Process connection	Compression fittings for pipes Ø 18 × 1.5 (EN10305-1)

### Wiring diagram



### Functional principle

The FTCTs from TURCK monitor flow rates of liquids passing through the sensor reliably and wear-free. These sensors are designed for high-precision flow rate measurement rather than simple flow monitoring tasks.

Based on the thermodynamic principle, electrical energy is converted in heat energy. The heat generated in the probe is conducted away by the flowing medium. The dissipated heat quantity is used as a direct measure for the medium's flow speed. The integrated microprocessor evaluates the data and calculates the flow rate. Based on the applied principle, the user is also indicated the media temperature.

In addition to the standardized electrical output signals for industrial applications, the TURCK flow meters also indicated the current flow rate on its 3-digit 7-segment display.



Technical data

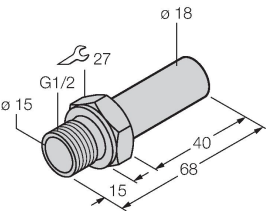
Flow state display	7-segment display, switching status LED (yellow)
--------------------	--

Accessories

FTCI-G1/2A4-D18/L068

6870150

Adapter for G1/2 thread made of stainless steel A4 (1.4571/AISI 316Ti)



FTCI-MP01AL

6870040

Mounting plate for FTCI flow meter for front mounting

