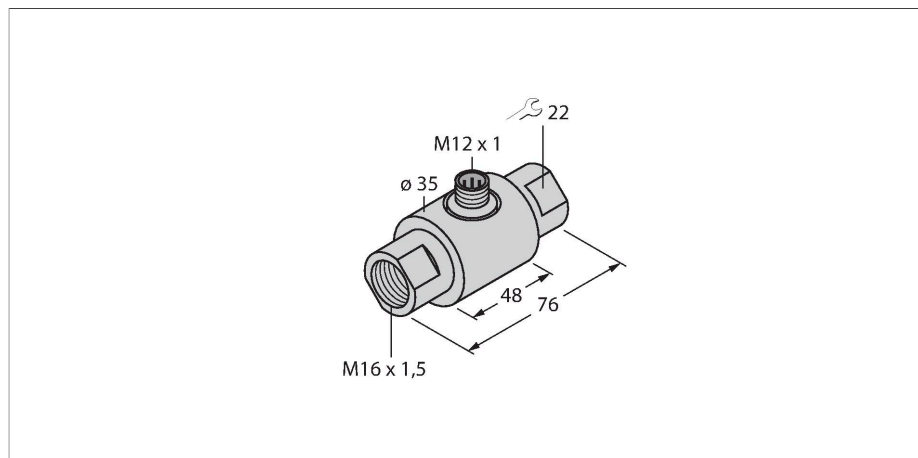


FCI-D03A4-NA-H1141/M16

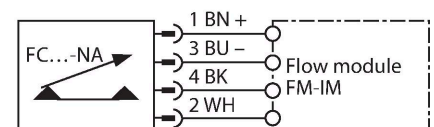
Flow Monitoring – Inline Sensor without Integrated Processor



Features

- Flow sensor for liquid media
- Calorimetric principle
- Adjustment via potentiometer on processor
- Status indicated via LED chain on signal processor
- Connector device, M12 × 1
- 4-wire connection to the processor

Wiring diagram



Technical data

ID	6870633
Type	FCI-D03A4-NA-H1141/M16
Mounting conditions	Inline sensor
Flow operating range	0.005...0.15 l/min
Stand-by time	typ. 8 s (2...15 s)
Switch-on time	typ. 2 s (1...15 s)
Switch-off time	typ. 2 s (1...15 s)
Temperature jump, response time	max. 12 s
Temperature gradient	≤ 250 K/min
Medium temperature	-20...+80 °C
Ambient temperature	-20...+70 °C
Electrical data	
Protection class	IP67
Mechanical data	
Design	Inline
Housing material	Stainless steel, 1.4571 (AISI 316Ti)
Sensor material	Stainless steel, 1.4571 (AISI 316Ti)
Electrical connection	Connector, M12 × 1
Pressure resistance	10 bar
Process connection	M16 × 1.5
Tests/approvals	



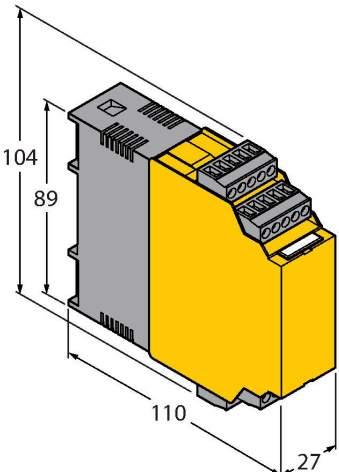
Functional principle

The function of the inline flow sensors is based on the thermo-dynamic principle. Heat is generated in a measuring tube and absorbed by the flowing medium. The transported heat loss is thus a measure of the flow speed. Thus TURCK's wear-free flow sensors reliably monitor the flow of gaseous and liquid media. A low pressure drop and fast response to flow rate variations are the outstanding features of these devices.

Accessories

Dimension drawing	Type	ID	
	RKC4.4T-2/TXL	6625503	Connection cable, M12 female connector, straight, 4-pin, cable length: 2 m, jacket material: PUR, black; cULus approval
	WKC4.4T-2/TXL	6625515	Connection cable, M12 female connector, angled, 4-pin, cable length: 2 m, jacket material: PUR, black; cULus approval
	WKC4.4T-2/TEL	6625025	Connection cable, M12 female connector, angled, 4-pin, cable length: 2 m, jacket material: PVC, black; cULus approval
	RKC4.4T-2/TEL	6625013	Connection cable, M12 female connector, straight, 4-pin, cable length: 2 m, jacket material: PVC, black; cULus approval
	RKC4.4T-P7X2-10/TXL	6626184	Connection cable, M12 female connector, straight, 4-pin, LED, cable length: 10 m, jacket material: PUR, black; cULus approval

Accessories

Dimension drawing	Type	ID	
 <p>Technical drawing of the FM-IM-3UP63X signal processor. The drawing shows a yellow rectangular device with a grey top section. Dimensions are indicated: a total height of 104, a height of 89 for the main body, a width of 110, and a depth of 27. The top section features two rows of terminal blocks.</p>	FM-IM-3UP63X	7525100	Signal processor for non-Ex flow sensors from the FC....-NA... family; operating voltage 20...30 VDC; LED bar for displaying flow speed and medium temperature; IO-Link device with transistor outputs for flow, temperature and errors
 <p>Technical drawing of the FM-IM-3UR38X signal processor. The drawing shows a yellow rectangular device with a grey top section. Dimensions are indicated: a total height of 104, a height of 89 for the main body, a width of 110, and a depth of 27. The top section features two rows of terminal blocks.</p>	FM-IM-3UR38X	7525102	Signal processor for non-Ex flow sensors from the FC....-NA... family; operating voltage 20...250 VAC; LED bar for displaying flow speed and medium temperature; IO-Link device with transistor outputs for flow, temperature and errors
 <p>Technical drawing of the FM-IM-2UPLI63X signal processor. The drawing shows a yellow rectangular device with a grey top section. Dimensions are indicated: a total height of 104, a height of 89 for the main body, a width of 110, and a depth of 27. The top section features two rows of terminal blocks.</p>	FM-IM-2UPLI63X	7525104	Signal processor for non-Ex flow sensors from the FC....-NA... family; operating voltage 20...30 VDC; LED bar for displaying flow speed and medium temperature; IO-Link device with analog output for flow and transistor outputs for temperature and errors