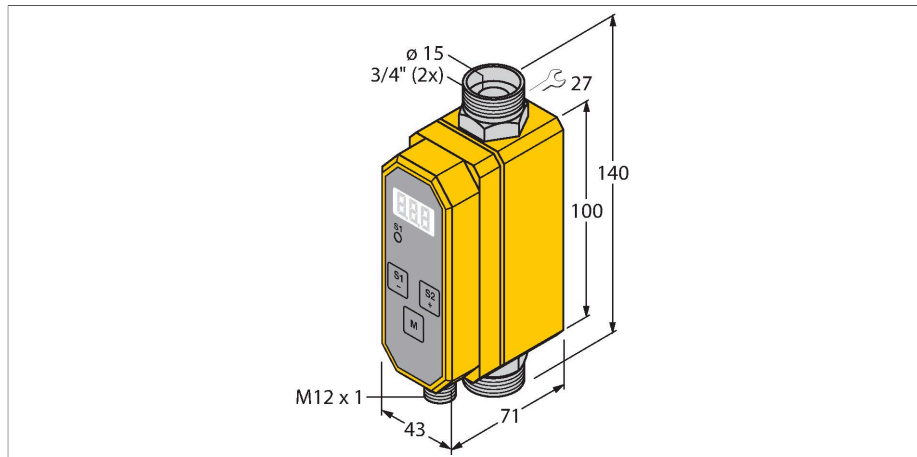


# FTCI-3/4D15A4P-2LUX-H1141

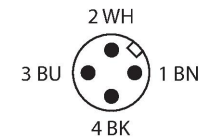
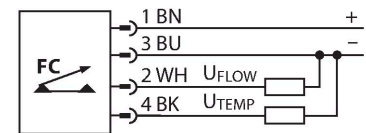
## Flow Rate Monitoring – Inline Sensor with Integrated Processor



### Features

- Compact inline flow sensor
- Calorimetric principle
- Monitoring of flow rate
- Monitoring of the medium temperature
- For water/glycol mix
- Parametrized via button
- Protected by software code
- Analog output flow 0... 10 VDC
- Analog output temperature 0...10 VDC
- Electrical connection M12 x 1

### Wiring diagram



### Functional principle

The FTCTs from TURCK monitor flow rates of liquids passing through the sensor reliably and wear-free. These sensors are designed for flow rate monitoring.

Based on the thermodynamic principle, electrical energy is converted into heat energy. The heat generated in the probe is conducted away by the flowing medium. The dissipated heat quantity is used as a direct measurement of the medium's flow speed. The integrated microprocessor evaluates the data and calculates the flow rate. Based on the applied principle, the media temperature is also indicated to the user.

In addition to the standardized electrical output signals for industrial applications, the TURCK flow meters also indicate the current flow rate on their 3-digit, 7-segment display.

### Technical data

ID	6878041
Type	FTCT-3/4D15A4P-2LUX-H1141
Mounting conditions	Inline sensor
Application area	flow rate/temperature monitoring of water or water/glycol mix
Flow operating range	3.8...45.4 l/min
Stand-by time	6...10 s
Switch-on time	1...8 s
Temperature gradient	≤ 400 K/min
Medium temperature	-10...+90 °C
Ambient temperature	0...+60 °C
<b>Electrical data</b>	
Operating voltage $U_B$	21.6...26.4 VDC
Current consumption	≤ 100 mA
Output function	Analog output
Short-circuit protection	yes
Reverse polarity protection	yes
Voltage output	0...10 V
Load resistance voltage output	≥ 10 kΩ
Load	200...500 Ω
Protection class	IP65
<b>Mechanical data</b>	
Design	Inline
Housing material	Plastic, PBT
Sensor material	Stainless steel, 1.4571 (AISI 316Ti)
Electrical connection	Connector, M12 × 1

Technical data

Pressure resistance	20 bar
Process connection	3/4" Swagelok
Flow state display	7-segment display, switching status LED (yellow)
Indication: Setpoint exceeded	Green
Programming options	Glycol concentration, flow rate correction, averaging, access code
Tests/approvals	