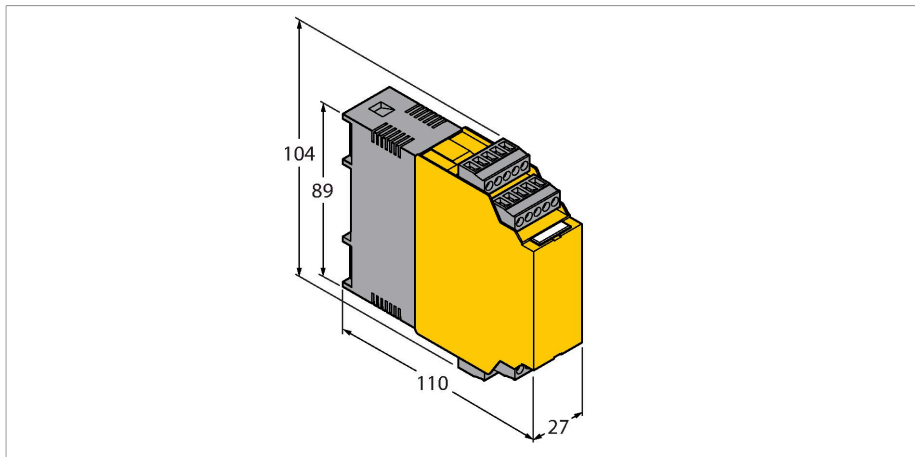


# FM-IM-3UP63X

## Processor Unit – For the Connection of FCS and FCI Product Series Flow Sensors IO-Link Device with Transistor Switching Outputs



### Technical data

Type	FM-IM-3UP63X
ID	7525100
<b>Electrical data</b>	
Operating voltage $U_B$	20...30 VDC
Power consumption	< 4.5 W
No-load current $I_0$	≤ 63 mA
Teach modes	QuickTeach; min/max adjustment. Teach modes incl. DeltaFlow monitoring (teach modes are automatically released with the change of flow speed).
Flow speed	[%] after min/max adjustment (permanent)
Flow speed	% after Quick-Teach (permanent)
Medium temperature	[°C] with the SET button temporarily pressed
Repeatability flow rate	typical ± 1 % (of full scale)
Repeatability media temperature	typical ± 1 K
Measuring accuracy media temperature	typical ± 7 K
Switchpoint hysteresis media temperature	2 K
Input function	Connection of flow sensors (non-Ex sensors of the FCS/FCI product series only!)
Sensor voltage	≤ 15 VDC
Sensor current	≤ 35 mA
Sensor current limitation	approx. 110 mA
Measuring frequency	5 Hz (every 200 ms with software filter)

### Features

- Transistor outputs for flow, temperature and faults
- Adjustment of switchpoint, no teaching of flow boundaries (QuickTeach)
- LED band for indication of flow speed and media temperature
- Monitoring of operating and display range
- Detection of wire-break and short-circuit on the sensor side
- Standard IO or IO-Link operating mode
- Parametrized via pushbutton or software-supported via IO-Link

### Functional principle

All non-Ex flow sensors from the FCS series (immersion sensors) and FCI series (inline series) can be operated with the FM-IM external processing unit.

The flow module features four status LEDs as well as a 10-segment LED band for local monitoring. Software-based diagnostic options are also available to the user, such as wire-break and short-circuit on the sensor side. Furthermore, monitoring of flow rates and media temperatures within a predefined operating and display range.

The upper and lower limits of the flow range are taught in using the max./min. teach mode implemented. The flow switchpoint is easily adjusted by means of the Quick-Teach function, without having to program a lower and upper limit of the flow range. Working on the calorimetric principle, the connectible sensors not only detect the flow rate but also the media temperature.

The flow module can be operated either in IO-Link (IOL) or in standard IO (SIO) mode via the integrated IO-Link interface. In SIO mode, the switching outputs are operated in

## Technical data

Output functions	
Flow monitoring	transistor output
Temperature monitoring	transistor output
Error monitoring	transistor output
Switching characteristic	PNP
Switching state	active high / active low parametrizable (transistor output error monitoring only active low)
Switching voltage	20...30 VDC
Switching current	100 mA
Electrical connections	5-pole removable reverse polarity protected terminal blocks
Connection mode	screw connection
Terminal cross-section	≥ 1.5...≤ 2.5 mm <sup>2</sup>
IO-Link	
IO-Link specification	V 1.0
Transmission rate	38.4 kBit/s (COM 2)
Transmission physics	Transmission physics 3-wire physics (PHY 2)
Communication channel	Clamp 12 and via front panel jack COM (PC)
Communication modes	Tool based engineering via FDT / DTM, IODD. Acyclic communication via On-Request Data Objects
Included in the SIDI GSDML	Yes
Tests/approvals	
Approvals	CE, C-UL U.S. submitted
Electromagnetic compatibility (EMC)	Acc. to NE21
Relative humidity	EN 60068-2-38
Mechanical data	
Design	Signal processor
Dimensions	89 x 110 x 27 mm
Housing material	Plastic, Polycarbonate/ABS
Ambient temperature	-25...+70 °C
Mounting type	DIN rail mounting and mounting panel
Protection class	IP20
MTBF	109 Years

the standard way. In IOL mode the current process signal is transmitted cyclically as a 10 bit-serial value.

Parametrization is initiated either via pushbutton or software-supported via IO-Link interface. The actual parametrization is then implemented via the tool-based DTM or IODD within the FDT frame PACTware™ or acyclically near the control via On-Request Data Objects (ORDO).

LED display


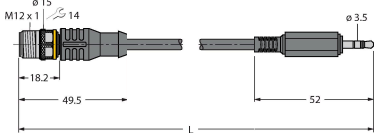
LED	Color	Status	Description
Pwr	green	on	Operating voltage applied Device ready for operation
		flashing	Operating voltage applied IO-Link communication active (inverted flash with T on 900 ms and T off 100 ms)
Flow	yellow	off	Switching output flow [low]
		on	Switching output flow [high]
		flashing	Teach mode / display of diagnostic data for specification see manual
Temp	yellow	off	Switching output media temperature [low]
		on	Switching output media temperature [high]
		flashing	Teach mode / display of diagnostic data for specification see manual
Fault	Red	Off	Switching output fault [high]
		On	Switching output flow [low] (for error pattern in combination with LEDs see manual)

For detailed description of the display patterns and flashing codes see instruction manual FM-IM/FMX-IM

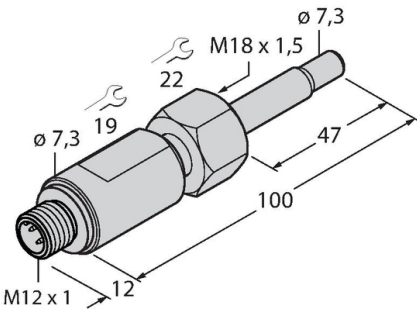
IO-Link (Process Data Objects)

Bit	15	14	13	12	11	10	9	8	7	6	5	4	3	2	1	0
	Flow Value 10 Bit (Bit 15 = MSB, Bit 6 = LSB)										not assigned			Out 3 (Fault)	Out 2 (Temp)	Out1 (Flow)

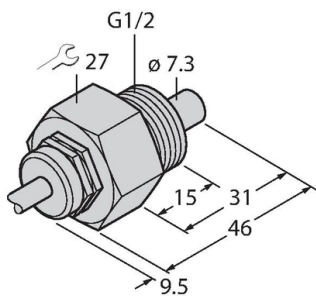
Accessories

Dimension drawing	Type	ID	
	USB-2-IOL-0002	6825482	IO-Link Master with integrated USB port
	IOL-COM/3M	7525110	IO-Link communication line for connecting IO-Link devices to an IO-link master via a 3.5-mm jack plug

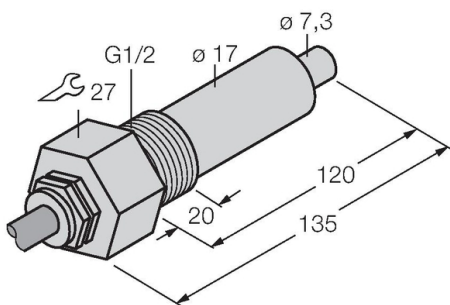
Accessories

Dimension drawing	Type	ID	
	FCST-A4-NA-H1141	6870266	Flow sensor for liquids — immersion sensor without integrated signal processor

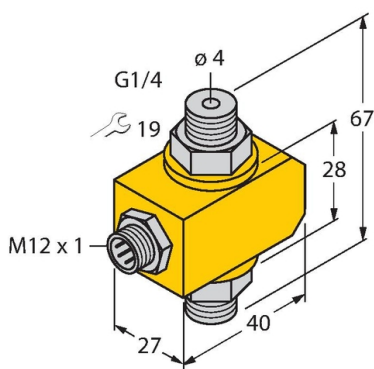
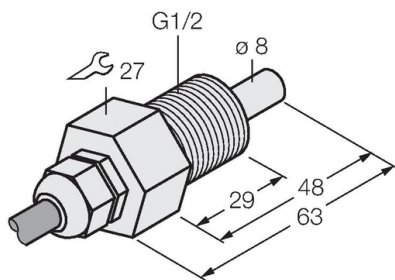
Dimension drawing	Type	ID	
	FCS-G1/2A2-NA	6870309	Flow sensor for liquids — immersion sensor without integrated signal processor



FCS-G1/2A4-NA/L120	6870359	Flow sensor for liquids — immersion sensor without integrated signal processor
--------------------	---------	--



FCS-GL1/2T-NA 10M	6870426	
-------------------	---------	--



FCI-D04A4P-NA-H1141	6870638	Flow sensor for liquids — inline sensor without integrated signal processor
---------------------	---------	---