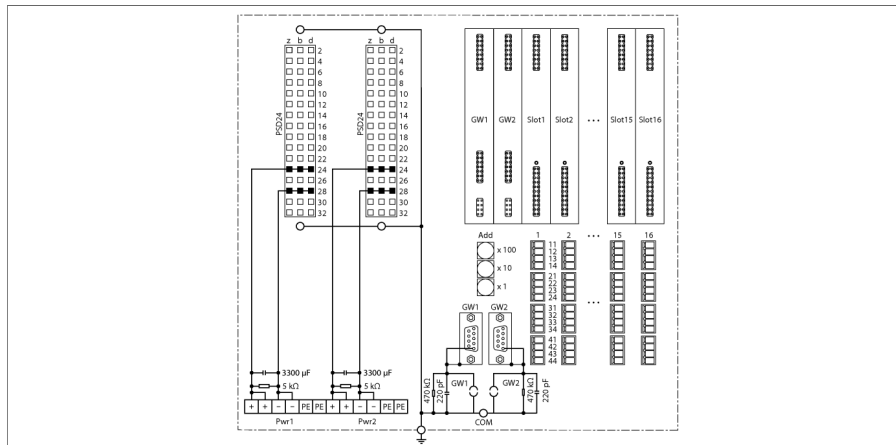


excom I/O System

Module Rack, Zone 1, for 16 Modules

MT16-2G



The MT16-2G module rack consists of a back-plane, two PS-F24Ex mains filters and the actual rack system. It can accommodate 2 gateways, 2 power supply units as well as 16 I/O modules. Up to 128 binary inputs/outputs or 64 analog inputs/outputs resp. a mix of both can be connected to it. Two PS-F24Ex mains filters are mounted on the module rack. The mains filters filter the 24 VDC voltage and protect against induced interference in the supply cable.


All modules can be plugged and unplugged under power without interrupting the data transmission. The same applies to redundant gateways and power supply modules.

The module rack is designed in a combined protection rating of Ex e and Ex i and can therefore be used in zone 1.

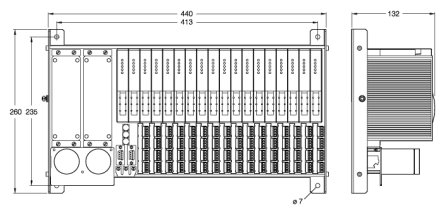
The power supply of modules on the back-plane is limited to prevent sparking. This allows you to pull and plug modules in powered state with *excom*® mounted in zone 1.

The rack system is made of continuously cast aluminum. This ensures increased stability and shielding. The module rack is suited for switch cabinet and 19" rack mounting.

- Module rack for max. 16 I/O modules, 2 gateways and 2 power supply modules
- The terminals for the signal connection level are available as accessories



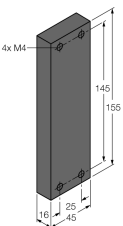
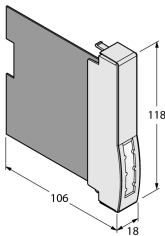


Dimensions



Type	MT16-2G
ID	9100687
Ex approval acc. to conformity certificate	IECEX PTB 13.0040 U
Ex approval acc. to conformity certificate	PTB 00 ATEX 2194 U
Device designation	Ex II 2 (1) G Ex eb ib [ia] IIC T4
Slots	
DC power supply	2
Gateway	2
Block I/O	16
Terminal cross-section	1.5 mm ²
Electrical connection	4 × 4 clamps per module
Bus connection	2 x 9-pin SUB-D
Bus address	3 x decimal-coded rotary switches
Housing material	Aluminium, extrusion profile
Connection mode	Mounting panel
Protection class	IP20
Ambient temperature	-40...+70 °C
Relative humidity	≤ 93 % at 40 °C acc. to IEC 60068-2-78
Vibration test	Acc. to IEC 60068-2-6
Shock test	Acc. to IEC 60068-2-27
EMC	Acc. to EN 61326-1 Acc. to Namur NE21
MTTF	1211 years acc. to SN 29500 (Ed. 99) 40 °C
Dimensions	440 x 260 x 130 mm
Approvals	ATEX cFM cFMus IECEX CCC INMETRO KOSHA EAC Ex UKCA CE

Accessories

Type code	Ident no.		Dimension drawing
STB16-4RS/1.5-BU	9909622	16-pcs. set: 4-pin terminal block, screw clamps blue	
STB16-4RC/1.5-BU	9909623	16-pcs. set: 4-pin terminal block, cage clamps blue	
BM-PS	6884044	Cover for the unused power port	
BM1	6884036	Dummy module for unused slots on the module rack	
D9T- RS485IS /6ES7972-0DA60-0XA0	6890944	PROFIBUS bus connector for RS485-IS, Fast Connect, only for use with IS devices!	