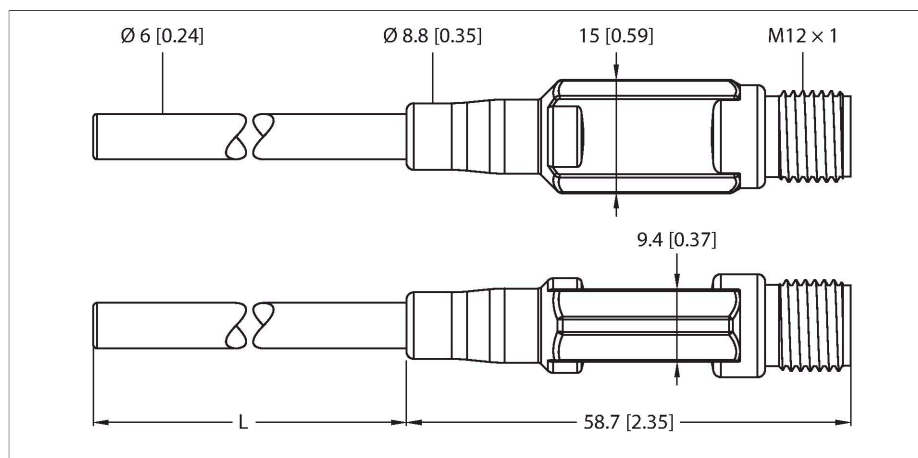


TTM100C-206A-CF-LI6-H1140-L150

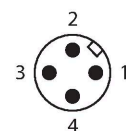
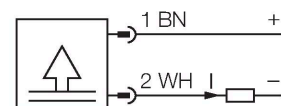
Temperature Detection – With Current Output



Features

- Miniature design
- Analog output 4...20 mA
- Factory setting 0...100 °C (other settings on request)
- Compression fitting process connection
- Bendable probe (min. bending radius: 3x outer diameter; excluding 30-mm probe tip)

Wiring diagram



Technical data

| | |
|---|---|
| Type | TTM100C-206A-CF-LI6-H1140-L150 |
| ID | 9910542 |
| Temperature range | |
| Measuring range | 0...100 °C |
| Measuring range | 32...212 °F |
| Note | Max. temperature of electronics: 80 °C/176 °F |
| Measuring element | Pt-1000 probe, DIN EN 60751, class A |
| Response time | $t_{05} = 1.5 \text{ s} / t_{09} = 6.0 \text{ s}$ in water @ 0.2 m/s |
| Immersion depth (L) | 150 mm |
| Outer diameter | 6 mm |
| Power supply | |
| Operating voltage | 5.5...32 VDC |
| Current consumption | ≤ 20 mA |
| Short-circuit/reverse polarity protection | yes / yes |
| Protection type and class | IP67 / III |
| Analog output | |
| Current output | 4...20 mA |
| Load | ≤ 0.84 kΩ @24 VDC [$R_{Load} = (V_{Supply} - 5.5 \text{ V}) / 22 \text{ mA}$] kΩ |
| Accuracy (Lin. + Hys. + Rep.) | ± 0.2 K |
| Temperature behaviour | |
| Temperature coefficient zero point TK_0 | ± 0.1 % of full scale/10 K |
| Temperature coefficient range TK_s | ± 0.1 % of full scale/10 K |
| Environmental conditions | |
| Ambient temperature | -40...+80 °C |
| Storage temperature | -40...+80 °C |

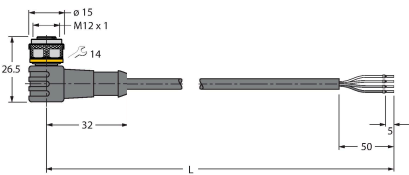
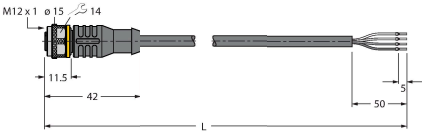

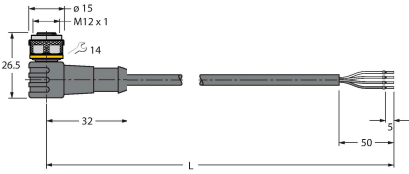
Functional principle

The TTM miniature transmitters are available with integrated probe. Due to the integrated electronics, the limited temperature range must be observed, especially in the area of the M12 connector.

Technical data

| Mechanical data | |
|--|---|
| Housing material | Stainless-steel/Plastic, 1.4404 (AISI 316L) |
| Sensor material | Stainless steel, 1.4404 (AISI 316L) |
| Process connection | For compression fittings, thermowell or direct mounting |
| Pressure resistance | 100 bar |
| Electrical connection | Connector, M12 × 1 |
| Reference conditions acc. to IEC 61298-1 | |
| Temperature | 15...+25 °C |
| Atmospheric pressure | 860...1060 hPa abs. |
| Humidity | 45...75 % rel. |
| Auxiliary power | 24 VDC |
| Tests/approvals | |
| MTTF | 162 years acc. to SN 29500 (Ed. 99) 40 °C |

Accessories

| Dimension drawing | Type | ID | |
|---|---------------|---------|---|
|  | WKC4.4T-2/TEL | 6625025 | Connection cable, M12 female connector, angled, 4-pin, cable length: 2 m, jacket material: PVC, black; cULus approval |
|  | RKC4.4T-2/TEL | 6625013 | Connection cable, M12 female connector, straight, 4-pin, cable length: 2 m, jacket material: PVC, black; cULus approval |
|  | RKC4.4T-2/TXL | 6625503 | Connection cable, M12 female connector, straight, 4-pin, cable length: 2 m, jacket material: PUR, black; cULus approval |
|  | WKC4.4T-2/TXL | 6625515 | Connection cable, M12 female connector, angled, 4-pin, cable length: 2 m, jacket material: PUR, black; cULus approval |

| Dimension drawing | Type | ID | |
|-------------------|------|----|--|
|-------------------|------|----|--|

RKC4.4T-P7X2-10/TXL

6626184

Connection cable, M12 female connector, straight, 4-pin, LED, cable length: 10 m, jacket material: PUR, black; cULus approval

