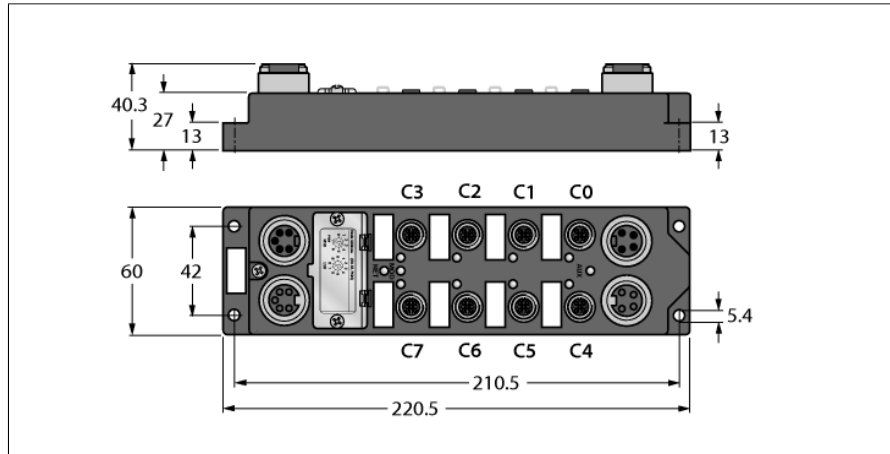


I/O Module for DeviceNet Fieldbus

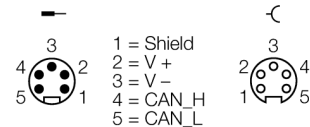
8 digital outputs 1.4 A

FDNP-S0008H-TT



- 8 digital outputs 1.4 A
- Output diagnostics per channel
- One channel per connector
- Separate actuator power supply
- Fibre-glass reinforced PA6 housing
- Vibration and shock-resistant
- Encapsulated module electronics
- Metal connector
- Protection class IP67

Fieldbus

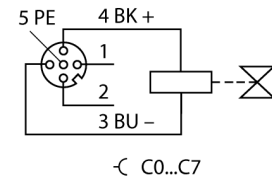


Type	FDNP-S0008H-TT
ID	F0136

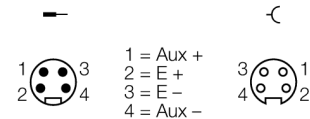
Number of channels	8
Operating / load voltage	11...26 VDC
Operating current	< 50 mA
Voltage supply connection	2 x 7/8"

Outputs	
Number of channels	(8) DC actuators
Output voltage	24 VDC
Output current per channel	1.4 A, short-circuit proof
Load type	resistive, inductive, lamp load
Switching frequency	≤ 100 Hz
Simultaneity factor	0.8
Electrical isolation	galvanic isolation against the bus

M12 × 1 Output



7/8" Power Supply



Sensor supply	bus connection
Actuator power supply	separate (Aux)

Fieldbus transmission rate	125/250/500 kbps
Fieldbus addressing	0...63 (dezimal) über Drehcodierschalter
Electrical isolation	to operating and load voltage

Dimensions (W x L x H)	60 x 220.5 x 27 mm
Housing material	fibre-glass reinforced Polyamide (PA6-GF30)
Mounting	4 mounting holes Ø 5,4 mm
Ambient temperature	-40...+70 °C
Protection class	IP67
MTTF	189 years acc. to SN 29500 (Ed. 99) 20 °C
Approvals	CE, UL, CSA, FM

Data in process image

C1P4: Male Connector 1, 4-pole

OGS: Short-circuit - group signal

		Bit 7	Bit 6	Bit 5	Bit 4	Bit 3	Bit 2	Bit 1	Bit 0
Output	Byte 0	C7P4	C6P4	C5P4	C4P4	C3P4	C2P4	C1P4	C0P4
Input	Byte 0	OS-7	OS-6	OS-5	OS-4	OS-3	OS-2	OS-1	OS-0