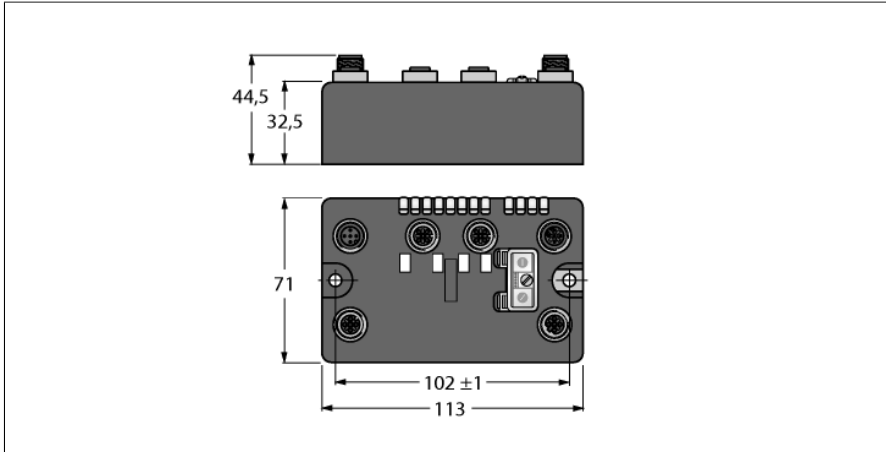


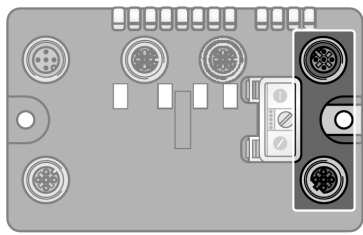
BL compact Fieldbus Station for PROFIBUS-DP Interface for Connection of 2 BL ident® Read/Write Heads (HF/ UHF) BLCDP-2M12MT-2RFID-S



Tip	BLCDP-2M12MT-2RFID-S
Tanit. no.	6811177
Nominal system voltage	24 VDC
System power supply	yedek güç ile
Voltage supply connection	2 x M12, 5 pimli
Admissible range Vi	18...30 VDC
Nominal current Vi	125 mA
Max. current Vi	1 A
Fieldbus iletim hızı	9.6 kbps ... 12 Mbps
Ayar iletim hızı	Otomatik algılama
Fieldbus adres aralığı	0...99
Fieldbus adresleme	2 dec. Rotary coding switches
Fieldbus bağlantı teknolojisi	2 x M12
	5-pin, reverse-keyed
Fieldbus sonlandırma	External
Servis arayüzü	RS232 interface
Technology	
Signal type	Simple RFID interface
Number of channels	2
Sensor supply	0.5 A per channel, short-circuit proof
Simultaneity factor	1
Transmission rate	115.2 kbps
Cable length	50 m
Elektrik yalıtımı	Electronics and field level isolated via optocouplers

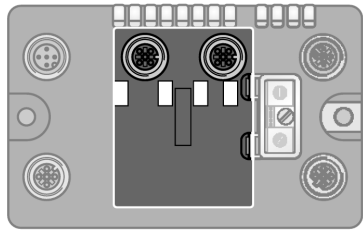
- On-Machine™ kompakt fieldbus I/O blokları
- PROFIBUS-DP slave
- 9.6 kbps ... 12 Mbps
- Two 5-pin, reverse-keyed M12 male receptacles for fieldbus connection
- 2 rotary coding switches for node-address
- IP 69K
- M12 I/O ports
- LEDs indicating status and diagnostics
- Electronics galvanically isolated from the field level via optocouplers
- Simple RFID interface
- Connection of 2 BL ident read/write heads
- Max. cable length 50 m

Boyutlar	113 x 71 x 32.5mm
Montaj	2 x 5,4 mm delik apları, 1,7 Nm tork
Ağırlık	360 ± 20 g
Housing material	Glass fiber reinforced nylon, nickel-plated connector
Muhafaza rengi	siyah
Material screw	nikel kaplamalı piri
Material label	Polikarbonat kaplamalı polyester
Zemin etiketi malzemesi	Nickel-plated brass
IP Derecesi	IP67 IP69K
Ortam sıcaklıđı	-40...+70 °C
Saklama sıcaklıđı	-40...+85 °C
Bađıll nem	%15...95, yođuşmasız
Titreşim testi	IEC 61131-2 uyarınca
- up to 20 g (at 10 up to 150 Hz)	For mounting on base plate or machinery
Darbe testi	acc. to IEC 61131-2
Elektromanyetik uyumluluk	IEC 61131-2 uyarınca
MTTF	215 yılı
Onaylar ve sertifikalar	CE, cULus



PROFIBUS-DP

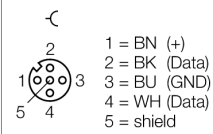
Fieldbus cable (example): RSSW RKSW 455-2M ident-no. U0350
or RSSW-RKSW455-2M ident-no. 6602222



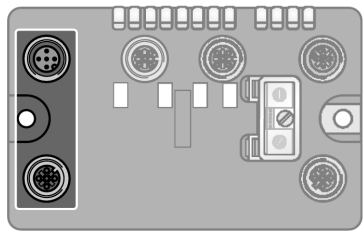
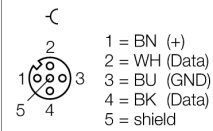
RFID Channels

Extension cable (example): RK 4.5T-2-RS 4.5T/S2501 ident-no. U3-01243 or RK4.5T-2-RS4.5T/S2500 ident-no. 6699200

Konektörler .../S2500



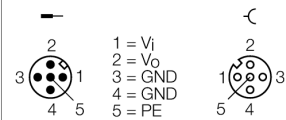
.../S2501 Connectors



Auxiliary Power

Extension cable (example): RKC 4.4T-2-RSC 4.4T ident-no. U5264 or RKC4.4T-2-RSC4.4T/TEL ident-no. 6625208

Tel ataması



Status: Station LED

LED	Color	Status	Description
IO'lar		KAPALI	Güç kapalı
	KIRMIZI	AÇIK	Yetersiz güç beslemesi
	KIRMIZI	YANIP SÖNÜYOR (1Hz)	Sapma istasyonu konfigürasyonu
	KIRMIZI	YANIP SÖNÜYOR (4 Hz)	Modül veri yolu iletişimi yok
	YEŞİL	AÇIK	İstasyon TAMAM
	YEŞİL	YANI SÖNÜYOR	Kuvvet modu etkin
BUS		OFF	Keine Feldbus Kommunikation
	GREEN	ON	Feldbus Kommunikation aktiv
	GREEN	FLASHING (1 Hz)	No field bus communication active, device status OK
	RED	ON	Bus error at the gateway; no data exchange
	RED	FLASHING	Faulty PROFIBUS-DP address
BUS		OFF	Keine Feldbus Kommunikation
	GREEN	ON	Feldbus Kommunikation aktiv
	GREEN	FLASHING (1 Hz)	Keine Feldbuskommunikation aktiv, Gerätestatus OK
	RED	ON	Busfehler am Gateway; kein Datenaustausch
	RED	FLASHING	Fehlerhafte PROFIBUS-DP Adresse

Status: I/O LED

LED	Color	Status	Description
D *		OFF	Diagnostic disabled
	RED	ON	Station / module bus communication failure
	RED	FLASHING (0.5Hz)	Summarized diagnostic
RW0 / RW1		OFF	No tag, diagnostic disabled
	GREEN	ON	Tag available
	GREEN	FLASHING (2 Hz)	Data exchange with tag enabled
	RED	ON	Read/write head fault
	RED	FLASHING (2 Hz)	Short-circuit in the supply line of read/write head

* D LED also indicates gateway diagnostic

I/O Data Map

INPUT	BYTE	Bit 7	Bit 6	Bit 5	Bit 4	Bit 3	Bit 2	Bit 1	Bit 0
RFID 1 ₀	0	Done	Busy	Error	Trans. Conn.	Trans. On	TP	TFR	-
	1	Error Cat. (Category Code)							
	2	Error Desc. (Description Code)							
	3	-	-	-	-	-	-	-	-
	4...11	Read Data (8 Byte)							
RFID 1 ₁	12	Done	Busy	Error	Trans. Conn.	Trans. On	TP	TFR	-
	13	Error Cat. (Category Code)							
	14	Error Desc. (Description Code)							
	15	-	-	-	-	-	-	-	-
	16...23	Read Data (8 Byte)							
OUTPUT	BYTE	Bit 7	Bit 6	Bit 5	Bit 4	Bit 3	Bit 2	Bit 1	Bit 0
RFID 1 ₀	0	Transceiver	Next	Tag ID	Read	Write	Tag Info.	Trans. Info.	Reset
	1	-	-	-	-	-	Byte Count 2	Byte count 1	Byte count 0
	2	Address High Byte (MSB)							
	3	Address Low Byte (LSB)							
	4...11	Write Data (8 Byte)							
RFID 1 ₁	12	Transceiver	Next	Tag ID	Read	Write	Tag Info.	Trans. Info.	Reset
	13	-	-	-	-	-	Byte Count 2	Byte count 1	Byte count 0
	14	Address High Byte (MSB)							
	15	Address Low Byte (LSB)							
	16...23	Write Data (8 Byte)							