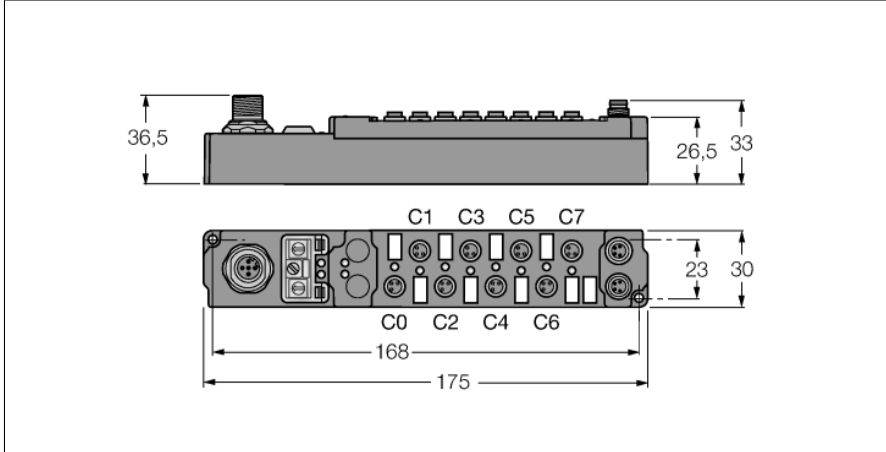


# CANopen için piconet tek başına modülü

## 4 Digital PNP Inputs Filter 3 ms

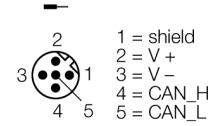
## 4 Digital Outputs 0.5 A

### SCOB-0404D-0003

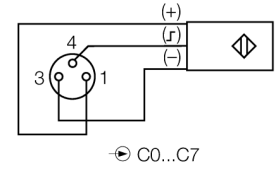


- Configuration interface
- Parameterizable functions
- Supported via I/O-ASSISTANT 2
- Direct connection to the fieldbus
- Fibre-glass reinforced housing
- Shock and vibration tested
- Encapsulated module electronics
- Metal connector
- Degree of protection IP67

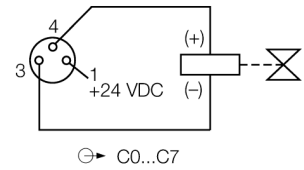
#### M12 × 1 Fieldbus



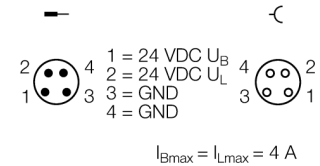
#### M8 × 1 Giriş



#### M8 × 1 Çıkış



#### M8 × 1 Güç Besleme



Tip	SCOB-0404D-0003
Tanıt. no.	6824136
Kanal sayısı	8
Operating / load voltage	20...29 VDC
Fieldbus iletim hızı	10 kbps ...1 Mbps
Fieldbus adresleme	0 to 99
Servis arayüzü	parameterisation via I/O-ASSISTANT
Electrical isolation	Fieldbus to operational voltage
Number of channels	4 digital inputs acc. to EN 61131-2
Input voltage	20...29 VDC via operating voltage
Düşük seviye sinyal gerilimi	-3...5 VDC (EN 61131-2, type 2)
Yüksek seviye sinyal gerilimi	11...30 VDC (EN 61131-2, type 2)
Giriş gecikmesi	3 ms
Maks. giriş akımı	6 mA
Number of channels	4 digital outputs acc. to EN 61131-2
Çıkış voltajı	Yük geriliminden 20...29 VDC
Kanal başına çıkış akımı	0.5 A, short-circuit proof
Yük tipi	resistive, inductive, lamp load
Anahtarlama frekansı	≤ 500 Hz
Eşzamanlılık faktörü	1
Boyutlar (W x L x H)	30 x 175 x 26.5 mm
Titreşim testi	EN 60068-2-6 uyarınca
Darbe testi	acc. to DIN EN 60068-2-27
Elektromanyetik uyumluluk	EN 61000-6-2/EN 61000-6-4 uyarınca
IP Derecesi	IP67
Onaylar	CE, cULus

Data in process image

		Bit 7	Bit 6	Bit 5	Bit 4	Bit 3	Bit 2	Bit 1	Bit 0	
The 4 most significant bits are not used, but require memory allocation.	<b>Input</b>	Byte n (M8)	idle	idle	idle	idle	C3P4	C2P4	C1P4	C0P4
		Byte n (M12)	idle	idle	idle	idle	C1P2	C1P4	C0P2	C0P4
	<b>Output</b>	Byte n (M8)	idle	idle	idle	idle	C7P4	C6P4	C5P4	C4P4
		Byte n (M12)	idle	idle	idle	idle	C3P2	C3P4	C2P2	C2P4

C... = Connector no., P... = Pin no.