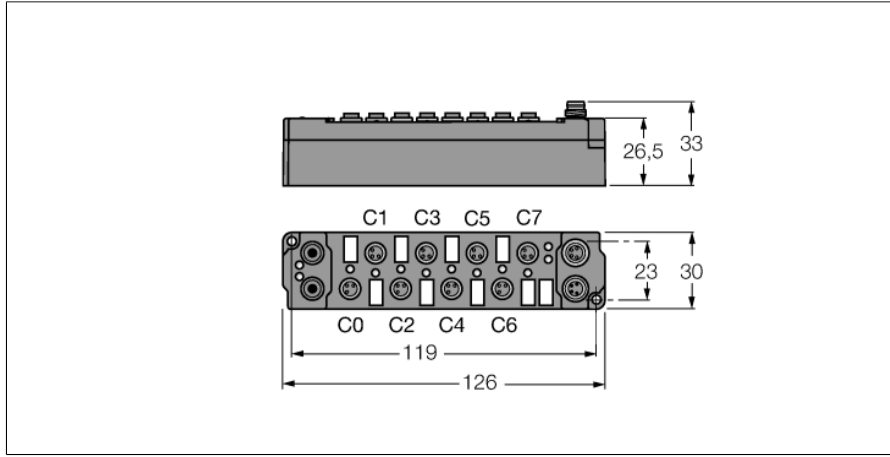


IP-Link için piconet Uzatma Modülü

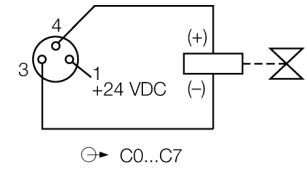
8 Digital Outputs 0.5 A

SNNE-0008D-0006

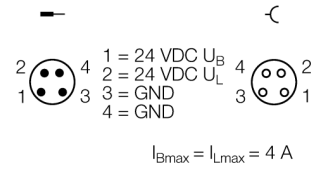


- Direct connection to the IP link
- Fibre-glass reinforced housing
- Encapsulated module electronics
- Metal connector
- Degree of protection IP67

M8 × 1 Çıkış



M8 × 1 Güç Besleme



Tip	SNNE-0008D-0006
Tanit. no.	6824185
Kanal sayısı	8
Operating / load voltage	20...29 VDC
Operating current	≤ 25 mA
Fibre-optic length	≤ 15 m
Number of channels	8 digital outputs acc. to EN 61131-2
Çıkış voltajı	Yük geriliminden 20...29 VDC
Kanal başına çıkış akımı	0.5 A, short-circuit proof
Yük tipi	resistive, inductive, lamp load
Anahtarlama frekansı	≤ 500 Hz
Eşzamanlılık faktörü	1
Boyutlar (W x L x H)	30 x 126 x 26.5 mm
Titreşim testi	EN 60068-2-6 uyarınca
Darbe testi	acc. to DIN EN 60068-2-27
Elektromanyetik uyumluluk	EN 61000-6-2/EN 61000-6-4 uyarınca
IP Derecesi	IP67
Onaylar	CE, cULus

Data in process image

		Bit 7	Bit 6	Bit 5	Bit 4	Bit 3	Bit 2	Bit 1	Bit 0	
PROFIBUS-DP coupling module: "Byte alignment" is disabled (default) and byte n has been used halfway. DeviceNet™, CANopen, INTERBUS, Ethernet coupling module: Byte n has been used halfway. Up to 8 bit user data are mapped.	Output	Byte n (M8)	C3P4	C2P4	C1P4	C0P4	is used by the physically preceding bit-oriented extension module connected via the IP Link.			
		Byte n (M12)	C1P2	C1P4	C0P2	C0P4				
		Byte n+1 (M8)	is used by the physically following bit-oriented extension module connected via the IP Link.				C7P4	C6P4	C5P4	C4P4
		Byte n+1 (M12)					C3P2	C3P4	C2P2	C2P4
PROFIBUS-DP coupling module: "Byte alignment" is disabled (default) and the previous byte has been completely used or "byte alignment" is active. DeviceNet™, CANopen, INTERBUS, Ethernet coupling module: The previous byte has been completely used. Up to 8 bit user data are mapped.	Output	Byte n (M8)	C7P4	C6P4	C5P4	C4P4	C3P4	C2P4	C1P4	C0P4
		Byte n (M12)	C3P2	C3P4	C2P2	C2P4	C1P2	C1P4	C0P2	C0P4
		C... = Connector no. – P... = Pin no.								