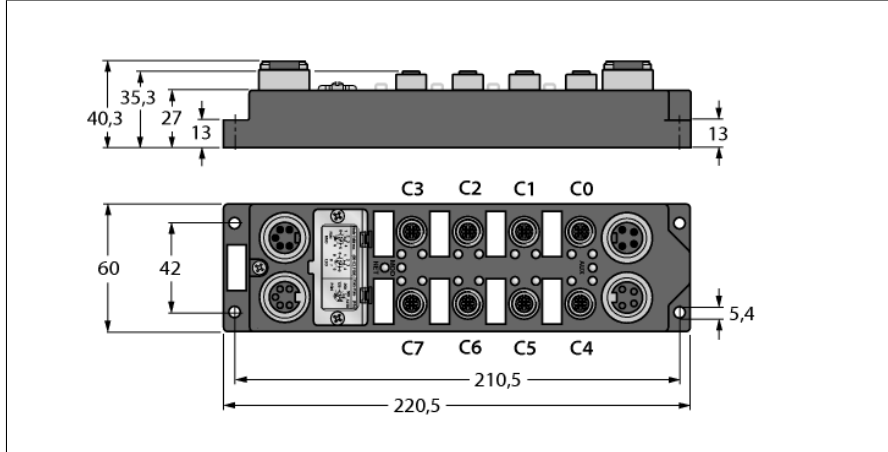


DeviceNet fieldbus için G/Ç modülü

8 digital npn/pnp inputs

8 digital outputs 2 A

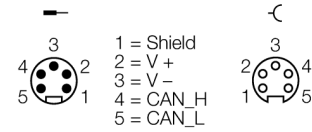
FDNP-L0808H-TT



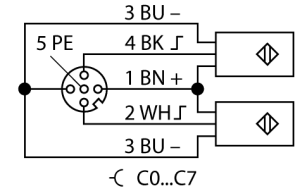
- 8 digital npn/pnp inputs
- and 8 digital outputs, 24 VDC 2 A
- Wire-break monitoring
- Short-circuit monitoring
- Channel-related diagnostics
- One channel per connector
- Separate actuator power supply
- Fibre-glass reinforced PA6 housing
- Vibration and shock-resistant
- Encapsulated module electronics
- Metal connector
- Protection class IP67

Tip	FDNP-L0808H-TT
Tanıt. no.	F0096
Kanal sayısı	16
Operating / load voltage	11...26 VDC
Operating current	< 100 mA
Gerilim besleme bağlantısı	2 x 7/8"
Girişler	
Number of channels	(8) 3-wire npn/pnp sensors
Input voltage	13...26 VDC
Supply current	< 80 mA per input, short-circuit proof
Switching threshold	EN 61131-3 low max.: 1.5 mA / high min.: 2 mA
Giriş gecikmesi	2.5 ms
Anahtarlama frekansı	≤ 100 Hz
Maks. giriş akımı	7 mA
Çıkışlar	
Number of channels	(8) DC actuators
Çıkış voltajı	24 VDC
Kanal başına çıkış akımı	2.0 A, short-circuit proof
Yük tipi	resistive, inductive, lamp load
Anahtarlama frekansı	≤ 100 Hz
Eşzamanlılık faktörü	0.5
Elektrik yalıtımı	galvanic isolation against the bus
Sensör besleme	bus connection
Actuator power supply	separate (Aux)
Fieldbus iletim hızı	125/250/500 kbps
Fieldbus adresleme	0...63 (dezimal) über Drehcodierschalter

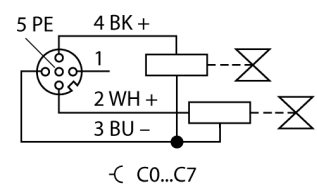
Fieldbus



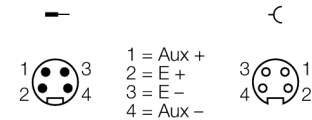
M12 × 1 Giriş



M12 × 1 Çıkış



7/8" Güç Besleme



Boyutlar (W x L x H)	60 x 220.5 x 27 mm
Housing material	fibre-glass reinforced Polyamide (PA6-GF30)
Montaj	4 mounting holes Ø 5,4 mm
Ortam sıcaklığı	-25...+70 °C
IP Derecesi	IP67
MTTF	139 yılı SN 29500'e uygun (Ed. 99) 20 °C
Onaylar	CE, UL, CSA, FM

Data in process image

C1P4: Male Connector 1, 4-pole

APS: Auxiliary Status

ISS-3: Short-circuit channel 3

IOS-2: Wire-break channel 2:

OS: Output statuses

		Bit 7	Bit 6	Bit 5	Bit 4	Bit 3	Bit 2	Bit 1	Bit 0
Input	Byte 0	C3P2	C3P4	C2P2	C2P4	C1P2	C1P4	C0P2	C0P4
	Byte 1	ISS-7	ISS-6	ISS-5	ISS-4	ISS-3	ISS-2	ISS-1	ISS-0
	Byte 2	IOS-7	IOS-6	IOS-5	IOS-4	IOS-3	IOS-2	IOS-1	IOS-0
	Byte 3	OS-7	OS-6	OS-5	OS-4	OS-3	OS-2	OS-1	OS-0
	Byte 4	-	APS	-	-	-	-	-	-
Output	Byte 0	C7P2	C7P4	C6P2	C6P4	C5P2	C5P4	C4P2	C4P4