
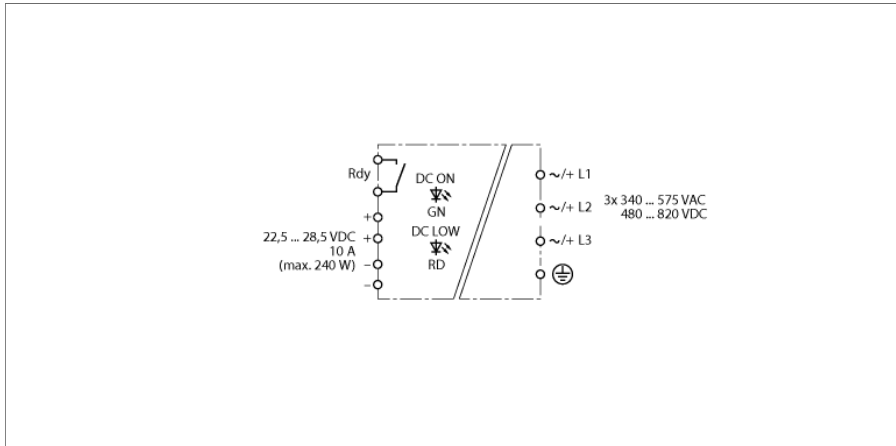


**Switching power supplies
IM82-24-10-3P**



The IM82-24-10-3P 3-phase power supply unit is designed for DC consumers, in particular for the supply of switching and monitoring devices of the TURCK IMX, IM, IME, IMS and IMC interface module series.

The power supply provides 24 VDC output voltage and 10 A output current. With the potentiometer V_{out} the output voltage can be adjusted in a range between 22.5...28.5 VDC. The device provides safety extra-low voltage (SELV) according to EN 60950.

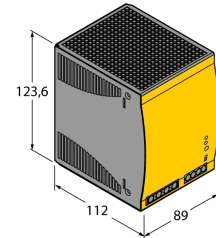
The power supply can be set to single or parallel operating mode.

- Output voltage adjustable 22.5...28.5 VDC
- Nominal current 10 A
- Single/parallel operating mode
- Surge protection
- 3-phase power supply
- Universal operating voltage
- Mains buffering up to 20 ms
- High efficiency
- Natural air cooling
- Power-good relay
- cULus listed
- Safety extra-low voltage SELV IEC/ EN 60950

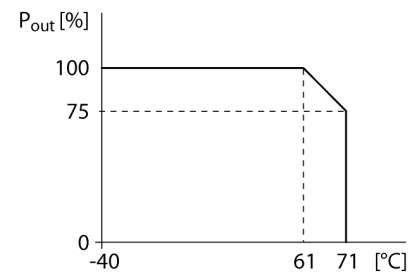
Switching power supplies
IM82-24-10-3P

Type designation	IM82-24-10-3P
Ident-No.	7545046
Nominal voltage	Universal voltage supply unit
Operating voltage	340...575 VAC
Frequency	47...63 Hz
Operating voltage range	480...820 VDC
Power dissipation, typ.	≤ 30 W
PFC	0.6
Efficiency	90 %
External fuse	3xB6A
Internal fuse	T 3 x T 2.0 A / AC 600 V
Inrush current	20 A
Residual ripple	≤ 100 mV _{ss}
Mains buffering	20 ms
Nominal output voltage	24 V
Adjustment range	22.5...28.5 V
Nominal current	10 A
Output circuits (digital)	relay (NO), > 17.6 ... 19.4V
Output switching voltage relay	≤ 60 VDC / ≤ 250 VAC
Switching current per output	≤ 0.3 A
Surge limiting	125-137 %
Parallel mode	up to 2 devices with 90% load current, switching with DIP-switch
Ripple	100 mV
Pollution degree	2
Surge category	II
Short-circuit behaviour	Hiccup mode
Limit frequency	≤ 25000 Hz
Galvanic isolation	
Test voltage	3.0 kV
Indication	
Operational readiness	green
Error indication	red
Protection class	IP20
Flammability class acc. to UL 94	V-0
Ambient temperature	-40...+70 °C
Storage temperature	-25...+85 °C
Derating	-2.5%/°C (from 61°C)
Relative humidity	≤ 90 %
Dimensions	118 x 89 x 124 mm
Weight	1142 g
Mounting instructions	DIN rail (NS35)
Housing material	Metal
Electrical connection	Screw terminals
Terminal cross-section	0.2...2.0 mm ²
Tightening torque	0.5 Nm

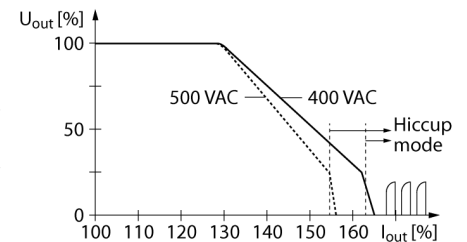
Dimensions



Derating



Output relay – Electrical lifetime



Parallel circuit

