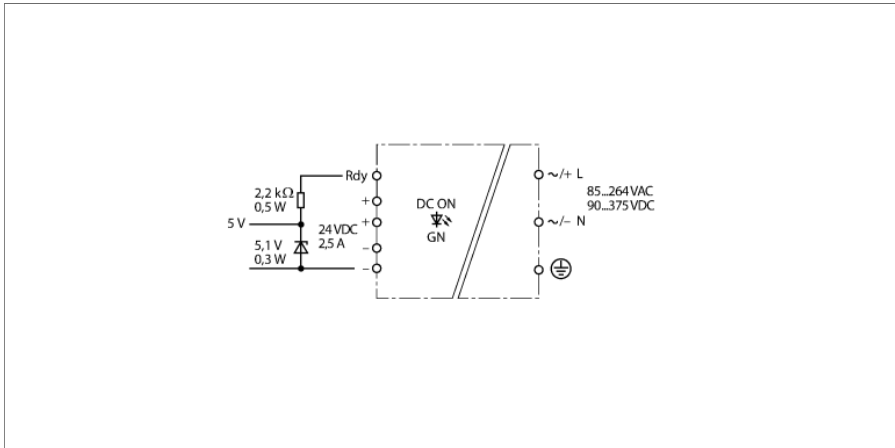


**Switching power supply
IM82-24-2.5**




The IM82-24-2,5 power supply unit is designed for DC consumers, in particular for the supply of switching and monitoring devices of the TURCK IM, IME, IMS and IMC series.

The power supply provides 24 VDC output voltage and 2.5 A output current. With the potentiometer V_{out} the output voltage can be adjusted in a range between 24...28 VDC. The device provides safety extra-low voltage (SELV) according to EN 60950.

The power supply can be set to single or parallel operating mode (with decoupling diode).

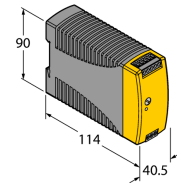
- cULus listed
- Safety extra-low voltage SELV IEC/ EN 60950
- Output voltage adjustable 24...28 VDC
- Nominal current 2.5 A
- Single/parallel operating mode
- Surge protection
- Universal operating voltage
- Mains failure bridging up to 30 ms
- High efficiency
- Natural air cooling



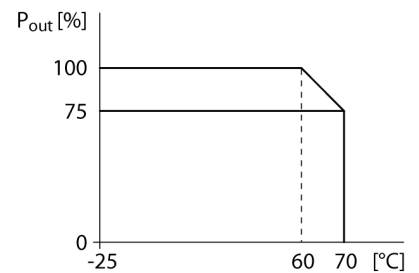
Switching power supply
IM82-24-2.5

Type designation	IM82-24-2.5
Ident-No.	7545041
Ident-No (TUSA)	M7545041
Nominal voltage	Universal voltage supply unit
Operating voltage	85...264 VAC
Frequency	47...63 Hz
Operating voltage range	90...375 VDC
Power consumption	≤ 83 VA
Power dissipation, typ.	≤ 8.8 W
Efficiency	89 %
External fuse	B5A
Internal fuse	T 2 A / 250 VAC
Inrush current	U _i = 115 VAC, 20 A; U _i = 230 VAC, 40 A
Mains buffering	U _i = 115 VAC, 20 ms; U _i = 230 VAC, 30 ms
Nominal output voltage	24 V
Adjustment range	24...28 V
Nominal current	2.5 A
Semiconductor output circuit(s)	
Output circuits (digital)	1 x transistor level 24 VDC
Switching voltage	≤ 24 VDC
Switching current per output	≤ 0.035 A
Overload protection	110-150 %
Surge limiting	125-138 %
Parallel mode	yes, via diodes
Ripple	50 mV
Pollution degree	2
Surge category	II
Short-circuit behaviour	Hiccup mode
Limit frequency	≤ 80000 Hz
Galvanic isolation	
Test voltage	3.0 kV
Indication	
Operational readiness	green
Protection class	IP20
Flammability class acc. to UL 94	V-0
Ambient temperature	-25...+70 °C
Storage temperature	-25...+85 °C
Derating	-2.5%/°C from 60°C
Relative humidity	≤ 95 %
Dimensions	90 x 40.5 x 114 mm
Weight	401 g
Mounting instructions	DIN rail (NS35)
Housing material	Plastic
Electrical connection	Screw terminals
Terminal cross-section	0.2...2.0 mm ²
Tightening torque	0.5 Nm

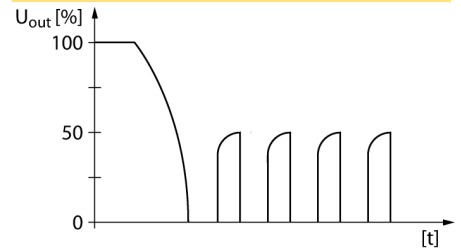
Dimensions



Derating



Short-circuit behaviour



Parallel operation

